



STRATEGIC PLAN

MISSION STATEMENT: Making homelessness “Rare, Brief and Non-Recurring” using the Housing First Model

- Goal 1: Increase Capacity
- Goal 2: Systems Advocacy
- Goal 3: Quality Assurance
- Objective: Partnerships & Funding
- Objective: Education and Awareness
- Objective: Data & Written Standards

**FL-520 - Citrus, Hernando,
Lake, Sumter Counties CoC**

Show Me The Money

Grant	Type	Subgrantee	Grant Amount	Spent As Of 08/31/19	Balance	% Spent to Date	
ESG \$257,000	RRH Administration	St. Vincent de Paul	\$182,608.28	\$8,981.87	\$173,626.41	4.87%	
		CARES	\$1,969.55	\$0.00	\$1,969.55		
	RRH Administration	United Way of Citrus County	\$44,624.50	\$10,938.35	\$33,686.15	24.27%	
			\$446.25	\$0.00	\$446.25		
	RRH	LifeStream Behavioral	\$14,197.22	\$14,197.22	\$0.00	100.00%	
	RRH HMIS Admin	MFHC	\$150.00	\$0.00	\$150.00	26.01%	
			\$2,570.00	\$197.16	\$2,372.84		
			\$10,434.20	\$3,223.60	\$7,210.60		
				\$257,000.00	\$37,538.20	\$219,461.80	14.61%
						GOAL:	16.67%

Show Me The Money

Grant	Type	Subgrantee	Grant Amount	Spent As Of 08/31/19	Balance	% Spent to Date
Challenge Grant \$143,385.82	Program Need-CAS	MFHC	\$10,000.00	\$2,277.34	\$7,722.66	22.77%
	Service Need-HL	MFHC	\$40,320.32	\$7,710.35	\$32,609.97	19.12%
	Housing Need	Dawn Center	6,573.30	\$3,382.97	\$3,190.33	51.47%
		LifeStream Behavioral	1,487.96	\$1,487.96	\$0.00	100.00%
		United Way of Citrus County	19,719.89	\$3,400.00	\$16,319.89	17.24%
		St. Vincent de Paul CARES	31,378.53	\$64.40	\$31,314.13	0.21%
			\$59,159.68	\$8,335.33	\$50,824.35	14.09%
	Administration	MFHC	7,876.68	\$1,782.87	\$6,093.81	22.63%
		St. Vincent de Paul CARES	1,643.32	\$0.00	\$1,643.32	0.00%
			\$9,520.00	\$1,782.87	\$7,737.13	18.73%
			\$119,000.00	\$28,441.22	\$98,894.11	23.90%
					GOAL:	16.67%

Show Me The Money

Grant	Type	Subgrantee	Grant Amount	Spent As Of 08/31/19	Balance	% Spent to Date	
TANF Homeless Prevention Grant \$38,000	Financial Assistance	MFHC (serving Hernando County)	\$8,184.65	\$0.00	\$8,184.65	1.50%	
	Case Management		\$175.35	\$0.00	\$175.35		
	Administration		\$1,140.00	\$142.50	\$997.50		
	Financial Assistance	United Way of Citrus County	8,256.86	\$2,148.00	\$6,108.86	22.61%	
	Case Management		\$1,243.14	\$0.00	\$1,243.14		
	Financial Assistance	United Way of Lake & Sumter	\$19,000.00	\$1,546.42	\$17,453.58	8.14%	
				\$38,000.00	\$3,836.92	\$34,163.08	10.10%
						GOAL:	16.67%

RRH / HP (ESG & Challenge) Jul-Aug 2019	# HH Served (unduplicated)	# HH Referred & Enrolled during period	# HH Housed or Stabilized during period	# HH meeting Housing Goal GOAL: WITHIN 30 DAYS	Avg \$ per HH
Dawn Center \$6,573.30 Challenge	1	0	0	0	\$2,707
LifeStream (July only) \$15,835.18 ESG & Challenge	17	1 RRH	1	1 of 1	\$1,597
St. Vincent de Paul CARES \$182,608.28 ESG & Challenge	6*	1	1	1 of 1	\$1,535
United Way of Citrus County \$64,344,39 ESG & Challenge	32	3 RRH 1 HP	1 RRH 1 HP	1 of 1	\$1,194



* 5 HH were transitioned from Catholic Charities or LifeStream and were all housed at the time of transition.

RRH / HP (ESG & Challenge) Jul-Aug 2019	# HH Served (unduplicated)	Measure #5: Number of Households who became homeless for the 1st time (new & unduplicated)	Measure #7a1: Successful Placement in or Retention of Permanent Housing from RRH		
			# HH exiting to:		
			Permanent Housing	Temporary Housing	Not Housed or Unknown
Dawn Center \$6,573.30 - Challenge	1	n/a	n/a	n/a	n/a
LifeStream (July only) \$15,835.18 ESG & Challenge	17	1 of 1	2 - 34%	2 - 33%	2 - 33%
St. Vincent de Paul CARES \$182,608.28 - ESG & Challenge	6	0 of 1	n/a	n/a	n/a
United Way of Citrus County \$64,344,39 - ESG & Challenge	32	3 of 3	2 - 67%	0	1 - 33%

TANF HPG Jul-Aug 2019	# HH Served (unduplicated)	# HH Enrolled during period	# HH Provided Financial Assistance	# HH Housed Provided Case Management	Avg \$ per HH
Mid Florida Homeless Coalition \$8,184.65 1 HH per month	1	1	0	1	\$0
United Way of Citrus County \$8,256.86 1 HH per month	3	2	3	3	\$716
United Way of Lake & Sumter \$19,000 2 HH per month	4	2	3	4	\$515

PSH / RRH (HUD CoC) Jul-Aug 2019	# HH Served (unduplicated)	# HH Referred & Enrolled during period	# HH Housed or Stabilized during period	# HH meeting Housing Goal GOAL: WITHIN 30 DAYS
LifeStream - Hope House 8 Individuals	5	1	1	1
Citrus County Housing 12 Households	12	0	n/a	n/a
Lake County Housing 10 Households	10*	0	0	0
United Way of Citrus County	n/a	n/a	n/a	n/a



* 1 HH enrolled in May 2019 but not yet housed. The HH should have been exited but it has not yet been done.

PSH / RRH (HUD CoC) Jul-Aug 2019	# HH Served (unduplicated)	Measure #5: Number of Households who became homeless for the 1st time (new & unduplicated)	Measure #7a1: Successful Placement in or Retention of Permanent Housing from RRH		
			# HH exiting to:		
			Permanent Housing	Temporary Housing	Not Housed or Unknown
LifeStream - Hope House 8 Individuals	5	1	1 - 100%	n/a	n/a
Citrus County Housing 12 Households	12	n/a	n/a	n/a	n/a
Lake County Housing 10 Households	10	n/a	n/a	n/a	n/a
United Way of Citrus County	n/a	n/a	n/a	n/a	n/a

Challenge Housing Locator - Jul-Aug 2019 - 4 persons per month

Provider - Mid Florida Homeless Coalition	\$40,320.32
# HH Served Housing Locator Program	9
# HH - Successful Placements	5
# HH - Housing Acquired within 30 days	4
# HH - Unsuccessful Placements (HH exited by Provider)	0

MFHC Coordinated Access - HUD & Challenge Grant - Jul-Aug 2019

	VI-SPDAT	SPDAT	VI-SPDAT-HP
# HH Assessed during period by MFHC	43	61	13
# HH Referred to SPDAT	13	N/A	N/A
# HH Referred to RRH or PSH, or HP	n/a	4	8
# HH Referred to other options in CoC	2	0	0
# HH No Services Available for Referral	0	0	1
# HH Did Not Qualify, or declined	2	7	4
# Self-Housed	0	11	N/A
# No contact or services in last 90 days	1	41	N/A

Measure 3 - Number of Homeless - By Name List Data as of 9/24/19

	Total Households	Unsheltered Households	Individual Households	Family Households	Total Persons
Citrus	127	80	95	32	206
Hernando	540	296	430	110	819
Lake	419	356	362	57	575
Sumter	16	15	6	10	45
Total	1,102	747	893	209	1,645

Measure 3 - Number of Homeless - By Name List Data as of 9/9/19

	Total Households	Unsheltered Households	Individual Households	Family Households	Total Persons
Citrus	126	81	96	30	208
Hernando	530	288	421	109	788
Lake	384	327	330	54	531
Sumter	15	14	5	10	43
Total	1,053	710	852	203	1,570

2017 Point in Time Count

Distribution of Race

All People

In Poverty (ACS)

All

Experiencing Homelessness (PIT)

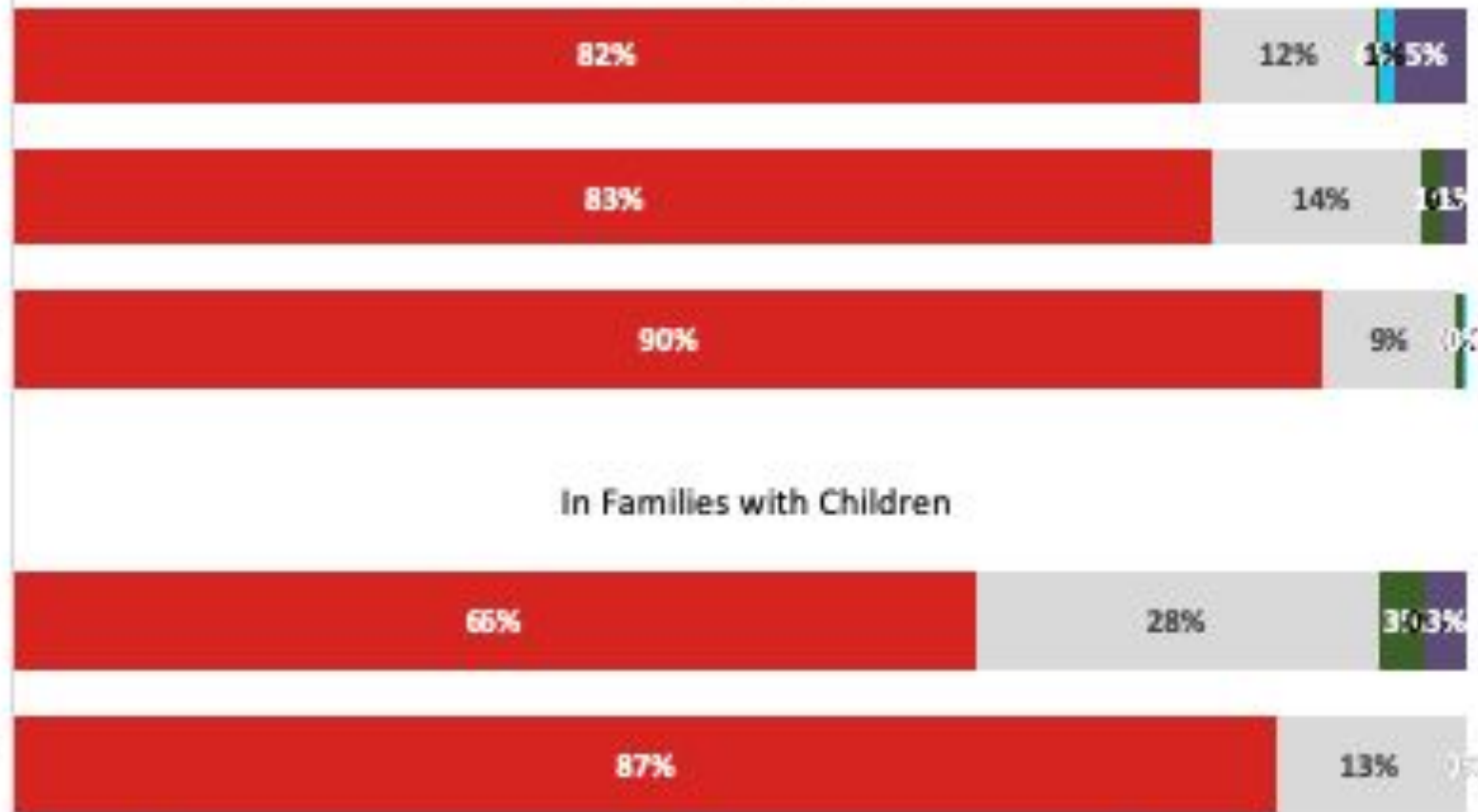
Experiencing Unsheltered Homelessness (PIT)

In Families with Children

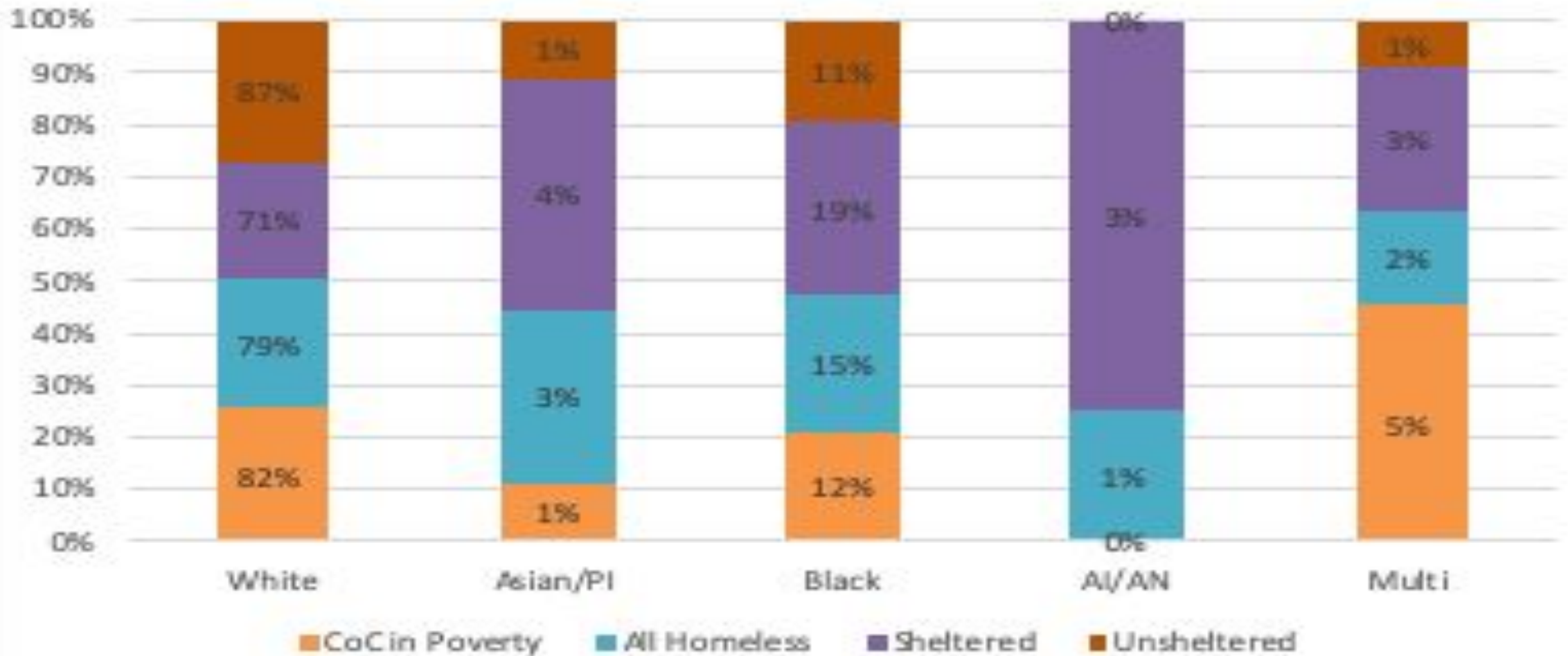
Experiencing Homelessness (PIT)

Experiencing Unsheltered Homelessness (PIT)

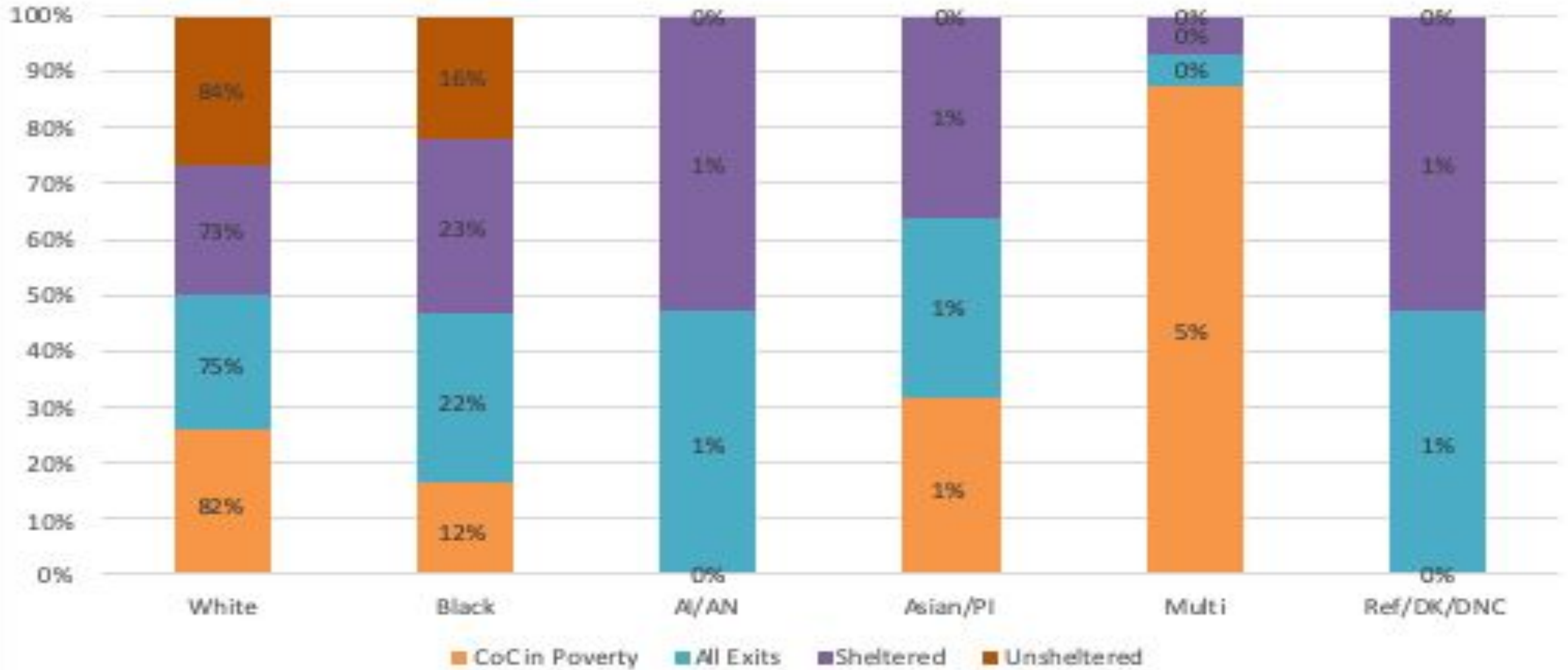
■ White
 ■ Black
 ■ Native American/Alaskan
 ■ Asian/Pacific Islander
 ■ Other/Multi-Racial



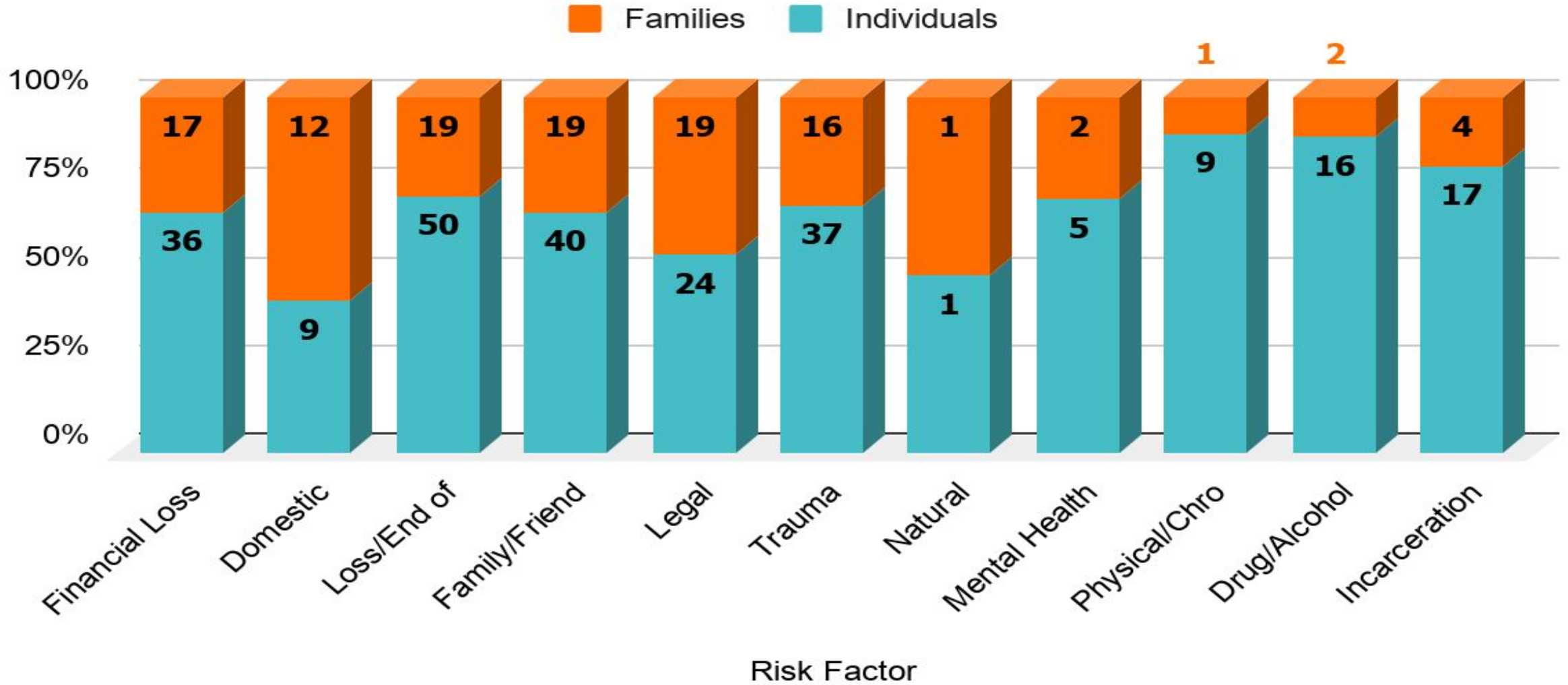
2019 Point in Time Count Sheltered vs Unsheltered



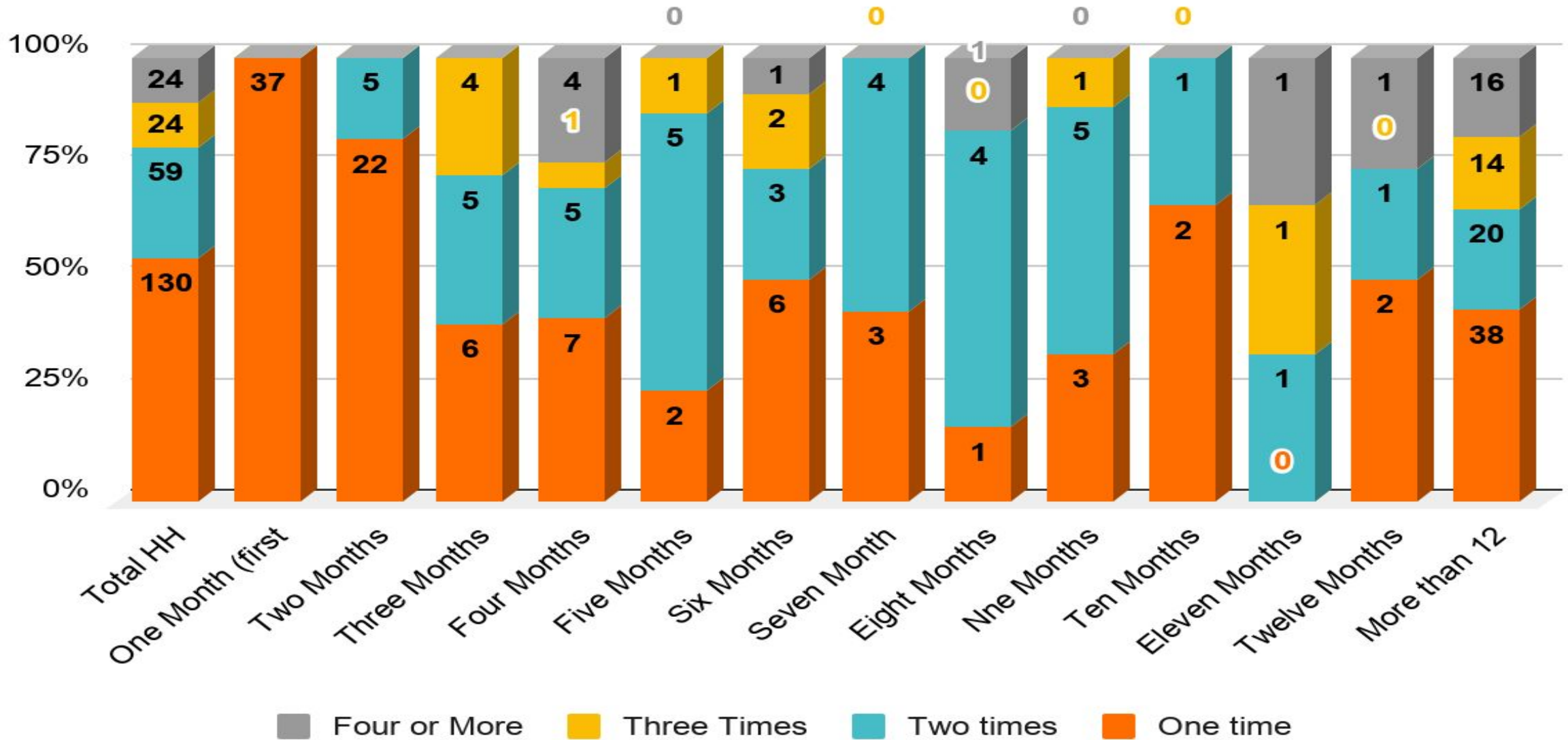
Homeless Assistance Provided - Exits to Permanent Housing Sheltered vs Unsheltered Oct 2017 - Sep 2018



Risk Factors of Homelessness



First Time Homeless Analysis



Four or More
 Three Times
 Two times
 One time