



STRATEGIC PLAN

MISSION STATEMENT: Making homelessness "Rare, Brief and Non-Recurring" using the Housing First Model

- Goal 1: Increase Capacity • Objective: Partnerships & Funding
- Goal 2: Systems Advocacy • Objective: Education and Awareness
- Goal 3: Quality Assurance • Objective: Data & Written Standards

FL-520 - Citrus, Hernando, Lake,
Sumter Counties CoC

Governing Board Meeting Friday, December 4, 2020 - 10:15 AM

1. Call to Order
2. Roll Call
3. Minutes
4. Standing Committee Reports - Action Required
 - o Coordinated Access & MFIN Report
 - o Veterans Committee
 - o Performance Committee
5. MFHC Update
6. Next Meeting Date - 1/22/2021
7. Adjourn



Gloria Boone
Paula Holtsclaw
Gloria Boone

Melissa Simmes
B.E. Thompson
Steve Smith
Barbara Wheeler



Mid-Florida Homeless Coalition, Inc.


Call to Order
&
Roll Call



© 2010 Homeless Coalition, Inc.

3

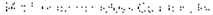

Minutes



© 2010 Homeless Coalition, Inc.




4

Standing Committee Reports



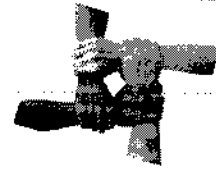
5

Coordinated Access System and Mid Florida Information Network Report



6

Mid Florida Information Network



November Meeting Actions Needed

Motion: A motion was made to update Policies 601.5 Data Collection Requirements for Grant Funded Projects and 602.1 Data Quality Plan - Federal Grantees and Sub-Grantees of MFHC to reflect current requirements and to include verbiage for domestic violence providers.

Motion: A motion was made to add an Education data element to the Standard Program Enrollment screen in HMIS.

Motions by: Melissa Simmes on behalf of the committee




NEXT MEETING: MONDAY, December 14, 2020 10am-12pm.

Mid Florida Information Network, Inc.

7

Veterans' Committee B.E. Thompson, Interim Chair



Next meeting of the Veterans' Committee is scheduled for December 10, 2020, at 1:30 p.m.




Mid Florida Information Network, Inc.

8

Benchmarks Tool - Results from 90 day look-back period - 8/1/2020 - 10/31/2020


Benchmark A. Have you ended chronic and long-term homelessness among Veterans in your community? <i>(Target: Zero chronic and long-term homeless Veterans as of date of review, with exception: indicated below.)</i>	CITRUS	HERNANDO	LAKE	SUMTER	TOTAL
Total number of chronic & long-term homeless veterans who are not in permanent housing as of end date above:	3	1*	5	0	9*
Exempted Group One: # Veterans who have been offered, but not yet accepted a PH intervention offer and where the last PH offer was within 14 days of the end of the look-back period	0	0	0	0	0
Exempted Group Two: # Veterans offered PH but chose service-intensive TH to address a clinical need	0	0	0	0	0
Exempted Group Three: # Veterans who have accepted a PH offer, but not yet entered PH and where acceptance of offer occurred during the 90 day look-back period	3	0	0	0	3
Total Chronic & Long-Term Homeless Veterans - # of Veterans in Exempted Groups 1, 2 and 3 =	0	1*	5	0	6*
Benchmark A achieved?	Yes	No*	No	Yes	No


Veteran By Name List Data as of 11/4/2020 11:34 a.m.
MidPoint - Community Solutions, Inc.

9

Benchmarks Tool - Results from 90 day look-back period - 8/2/2020 - 11/2/2020


Benchmark B. Do Veterans have quick access to permanent housing? <i>(Target: For homeless Veterans placed in PH in the last 90 days, excluding the exceptions indicated below, the average time from date of identification to date of PH move-in is less than or equal to 60 days.)</i>	CITRUS	HERNANDO	LAKE	SUMTER	TOTAL
Total number of Veterans who moved into permanent housing:	3	1	3	0	7
Exempted Group 1: Do not include people who were offered a PH intervention but chose to enter a service-intensive TH project prior to entering PH destination. # of Veterans offered PH intervention, but declined the offer and chose TH prior to PH destination.	0	0	0	0	0
Total <u>net</u> number of Veterans who moved into PH:	3	1	3	0	7
Total number of <u>days</u> it takes for all Veterans who became homeless to enter PH <i>(Days between date of identification to PH move-in for all Vet PH exiters. <u>Exemption Group 1:</u> For any Veteran identified and offered PH, but did not initially accept the offer, include only the time from when they accepted the offer until they moved into PH.)</i>	511	18	78	0	607
Total Days:					
Total # of Days / by total net number of Veterans =	170	18	26	0	87
Benchmark B achieved?	No	Yes	Yes	n/a	Yes


Veteran By Name List Data as of 11/4/2020 11:34 a.m.
MidPoint - Community Solutions, Inc.

10

Benchmarks Tool - Results from 90 day look-back period - 8/2/2020 - 11/2/2020


Benchmark C. Does the community have sufficient permanent housing capacity? <i>(Target: In the last 90 days, the total number of homeless Veterans moving in to PH is greater than or equal to the total number of newly identified homeless Veterans.)</i>	CITRUS	HERNANDO	LAKE	SUMTER	TOTAL
Total number of Veterans exiting homelessness to permanent housing:	3	1	3	0	7
Total number of newly identified homeless Veteran:	7	5	11	0	23
Benchmark C achieved?	No	No	No	Yes	No


Veteran By Name List Data as of 11/4/2020 11:34 a.m.
Mid Florida Homeless Coalition

11

Benchmarks Tool - Results from 90 day look-back period - 8/2/2020 - 11/2/2020

Benchmark D. Is the community committed to Housing First and provides service-intensive transitional housing to Veterans experiencing homelessness only in limited instances? <i>(Target: In the last 90 days, the total number of homeless Veterans entering service-intensive PH is less than the total number of newly identified homeless Veterans.)</i>	CITRUS	HERNANDO	LAKE	SUMTER	TOTAL
Total number of Veterans entering service-intensive transitional housing:	0	0	0	0	0
Total number of newly identified homeless Veteran:	7	5	11	0	23
Benchmark D achieved?	Yes	Yes	Yes	n/a	Yes


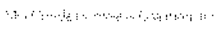

Veteran By Name List Data as of 11/4/2020 11:34 a.m.
Mid Florida Homeless Coalition

12

Veteran Homeless Inflow & Outflow

Inflow - the number of Veterans who become homeless
Outflow - the number of Veterans who become permanently housed

County	2020	May	Jun	Jul	Aug	Sep	Oct
Citrus	Inflow	1	2	2	1	2	4
	Outflow to PH	3	0	1	0	1	2
Hernando	Inflow	1	2	2	1	0	3
	Outflow to PH	1	1	0	1	0	1
Lake	Inflow	4	1	4	7	0	3
	Outflow to PH	1	3	1	0	1	0
Sumter	Inflow	0	0	0	0	0	0
	Outflow to PH	0	0	0	0	0	0



 By Name List information as of 10/31/2020 14:15 p.m. including updates to previous months. 

13

Homeless Inflow & Outflow

Inflow - the number of households who become homeless
Outflow - the number of households who become permanently housed


2020	May	June	July	August	September	October
Total Inflow	6	5	8	9	2	10
Outflow to PH	5	4	2	1	2	3

 By Name List information as of 10/20/2020 14:15 p.m. including updates to previous months. 

14

Performance Committee

Steve Smith



If you don't have and cannot prove your data, then it's just another story.



Mid Florida Homeless Coalition, Inc.

15

SHOW ME THE MONEY - TANF

Type	Organization	Grant Amount	Spent As Of 10/31/2020	Balance	% Spent to Date
Financial Assistance	People Helping People (Hernando County)	\$8,184.65	\$2,395.00	\$5,789.65	29.24%
Case Management		\$175.35	\$49.20	\$126.15	
Financial Assistance	United Way of Citrus County	\$8,256.86	\$1,556.00	\$6,700.86	16.80%
Case Management		\$1,243.14	\$39.92	\$1,203.22	
Financial Assistance	United Way of Lake & Sumter	\$19,000.00	\$7,101.54	\$11,898.46	37.38%
Administration	MFHC	\$1,140.00	\$558.53	\$581.47	48.99%
	TANF TOTAL GRANT:	\$38,000.00	\$11,700.19	\$26,299.81	30.79%
				GOAL:	33.33%



Mid Florida Homeless Coalition, Inc.

16

SHOW ME THE MONEY - EMERGENCY SOLUTIONS GRANT

Type	Subgrantee	Grant Amount	Spent As Of 10/31/2020	Balance	% Spent to Date
RRH	St. Vincent de Paul CARES	\$156,955.50	\$44,006.42	\$112,949.08	28.25%
Administration		\$1,969.55	\$883.71	\$1,085.84	
RRH	United Way of Citrus County	\$44,624.50	\$13,930.00	\$30,694.50	30.91%
Administration		\$446.25	\$0.00	\$446.25	
Outreach	Mid Florida Homeless Coalition	\$40,000.00	\$11,459.74	\$28,540.26	28.84%
HMIS		\$2,570.00	\$1,288.24	\$1,281.76	
Admin		\$10,434.20	\$2,538.82	\$7,895.38	
EMERGENCY SOLUTIONS GRANT TOTAL:		\$257,000.00	\$74,106.93	\$182,893.07	28.84%
				GOAL:	33.33%



Mid Florida Homeless Coalition, Inc.

17

SHOW ME THE MONEY - CHALLENGE GRANT

Organization	Grant Amount	Spent As Of 10/31/2020	Balance	% Spent to Date	
Dawn Center	\$8,100.00	\$5,365.97	\$2,734.03	66.25%	
MFHC - Coordinated Access	\$2,499.99	\$1,618.31	\$881.68	64.73%	
MFHC - Housing Locator	\$10,080.06	\$10,080.06	\$0.00	100.00%	
MFHC - Housing Needs	\$40,299.95	\$1,222.12	\$39,077.83	3.03%	
St. Vincent de Paul CARES	\$28,780.00	\$14,802.54	\$13,977.46	51.43%	
United Way of Citrus County	\$19,720.00	\$4,633.00	\$15,087.00	23.49%	
Administration	\$9,520.00	\$3,765.37	\$8,626.82	39.55%	
TOTAL CHALLENGE GRANT:		\$119,000.00	\$41,487.37	\$80,384.82	34.86%
				GOAL:	33.33%



Mid Florida Homeless Coalition, Inc.

18

SHOW ME THE MONEY - MATCH

Grant	Organization	Match Required	Match as of 10/31/2020	% of Match Submitted
Challenge Grant	Dawn Center	\$8,100.00	\$0.00	0.00%
	Mid Florida Homeless Coalition	\$60,756.68	\$31,001.35	51.03%
	St. Vincent de Paul CARES	\$30,423.32	\$51,650.40	169.77%
	United Way of Citrus County	\$19,720.00	\$0.00	0.00%
		\$119,000.00	\$53,208.98	44.71%
Emergency Solutions Grant	Mid Florida Homeless Coalition	\$53,004.20	\$30,587.80	57.71%
	St. Vincent de Paul CARES	\$158,925.05	\$81,112.10	51.04%
	United Way of Citrus County	\$45,070.75	\$9,998.55	22.18%
		\$257,000.00	\$121,698.45	47.35%



Mid Florida Homeless Coalition, Inc.

19

SHOW ME THE MONEY - EMERGENCY SOLUTIONS GRANT - CV

Type	Subgrantee	Grant Amount	Spent As Of 10/31/2020	Balance	% Spent to Date
RRH Shelter Administration	Lake County Government	\$120,000.00	\$0.00	\$120,000.00	0.00%
		\$61,260.00	\$0.00	\$61,260.00	
		\$1,812.60	\$0.00	\$1,812.60	
RRH Homeless Prevention Shelter Administration	The Salvation Army of Lake & Sumter Counties	\$122,250.00	\$0.00	\$122,250.00	0.00%
		\$69,820.00	\$0.00	\$69,820.00	
		\$78,750.00	\$0.00	\$78,750.00	
		\$2,708.20	\$0.00	\$2,708.20	
Shelter Administration	Citrus Abuse Shelter Assoc. (CASA)	\$15,000.00	\$0.00	\$15,000.00	0.00%
		\$150.00	\$0.00	\$150.00	
				GOAL:	11.11%



Mid Florida Homeless Coalition, Inc.

20

SHOW ME THE MONEY - EMERGENCY SOLUTIONS GRANT - CV

Type	Subgrantee	Grant Amount	Spent As Of 10/31/2020	Balance	% Spent to Date
Shelter	Dawn Center	\$21,000.00	\$0.00	\$21,000.00	0.00%
Administration		\$210.00	\$0.00	\$210.00	
Shelter	SVDP-CARES	\$360.00	\$360.00	\$0.00	100.00%
Outreach	Mid Florida Homeless Coalition	\$116,434.74	\$163.63	\$116,271.11	0.41%
Shelter		\$43,046.84	\$356.79	\$42,690.05	
HMIS		\$14,228.42	\$0.00	\$14,228.42	
Admin		\$29,969.20	\$317.62	\$29,651.58	
EMERGENCY SOLUTIONS GRANT TOTAL:		\$697,000.00	\$1,198.04	\$695,801.96	0.17%
				GOAL:	11.11%



Mid Florida Homeless Coalition, Inc.

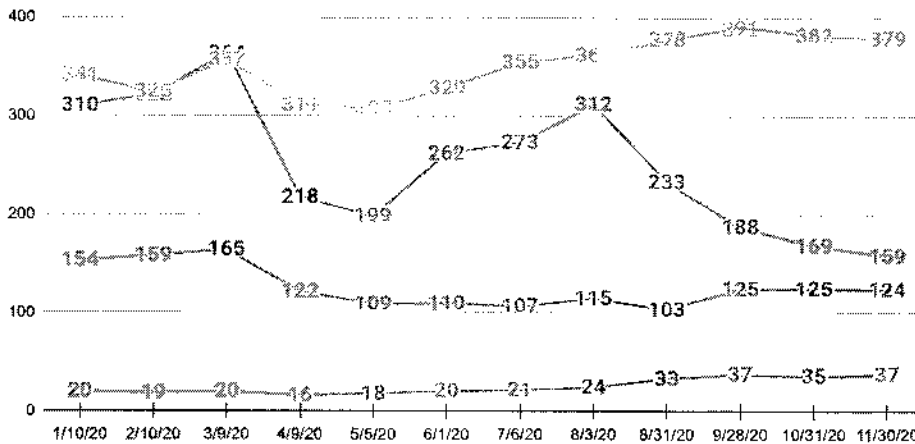
21

By Name List of Homeless Households

Citrus, Hernando, Lake and Sumter

Legend: Citrus, Hernando, Lake, Sumter

1/10/20 - 11/30/20



By Name List information as of 11/30/2020 11:40 a.m.

Mid Florida Homeless Coalition, Inc.

22

Homeless Inflow & Outflow

Inflow - the number of households who become homeless
Outflow - the number of households who become permanently housed

County	2020	May	Jun	Jul	Aug	Sep	Oct	Nov
Citrus	Inflow	7 HH	10 HH	18 HH	13 HH	22 HH	19 HH	9 HH
	Outflow to PH	12 HH	4 HH	3 HH	5 HH	4 HH	6 HH	4 HH
Hernando	Inflow	22 HH	37 HH	34 HH	37 HH	38 HH	35 HH	13 HH
	Outflow to PH	3 HH	4 HH	3 HH	8 HH	9 HH	3 HH	1 HH
Lake	Inflow	32 HH	37 HH	51 HH	50 HH	46 HH	31 HH	21 HH
	Outflow to PH	3 HH	7 HH	8 HH	3 HH	7 HH	5 HH	3 HH
Sumter	Inflow	3 HH	4 HH	5 HH	9 HH	5 HH	3 HH	4 HH
	Outflow to PH	1 HH	1 HH	1 HH	0 HH	1 HH	0 HH	1 HH

By Name List information as of 10/20/2020 14:15 p.m. including updates to previous months. MidFloridaHomeless - Clearing, Inc.

23


Homeless Inflow & Outflow

Inflow - the number of households who become homeless
Outflow - the number of households who become permanently housed

County	2020	May	Jun	Jul	Aug	Sep	Oct	Nov
Total	Inflow	64 HH	88 HH	108 HH	109 HH	111 HH	88 HH	47 HH
	Outflow to PH	19 HH	16 HH	15 HH	16 HH	21 HH	14 HH	9 HH

**Oct & Nov Incoming & Outgoing
Calls & Updates to BNL**

**523
updates**



By Name List information as of 11/30/2020 11:40 a.m. including updates to previous months. MidFloridaHomeless - Clearing, Inc.

24

MFHC Lead Agency Update

- Funding
 - ◆ ESG-CV1, ESG-CV2&3
 - ◆ HUD CoC
- Homeless Persons Memorial Day 12/21/2020
- Point-in-time Census 1/26/21

Membership Type:
 Voting Member - Community Organization or Individual

MEMBERSHIP - Please complete an application in order to be able to vote!



Member Only Area - Confidential

25

Monthly Provider Meetings

Activity	Organization	Area
Citrus County Provider's Meeting	https://global.zoom.us/j/855971285 (872) 240-3212 Access Code: 855-971-285	1st Tuesday of each month 10:15 - 11:45 a.m.
Hernando County Provider's Meeting	https://global.zoom.us/j/855971285 (872) 240-3212 Access Code: 855-971-285	2nd Wednesday of each month - 8:15 - 9:45 a.m.
Lake County Provider's Meeting	https://global.zoom.us/j/855971285 (872) 240-3212 Access Code: 855-971-285	3rd Wednesday of each month - 11:15 a.m. - 12:30 p.m.



Member Only Area - Confidential

26

MEMBERSHIP - Please complete an application in order to be able to vote!

Membership Type:

- Voting Member - Community Organization or Individual**

Business or Organization Name:

Contact Name: _____

Address: _____

Contact Number: _____

Email: _____

Membership Type:

- Voting Member – Supporting Organization or Individual**

\$3.00 - Low Income Individual – Student

\$25.00 – Individual

\$100.00 - Non-Profit Organization as recognized by the IRS

\$100.00 – Government

\$125.00 – Corporate




Housing & Public Works Department

27

Next Governing Board Meeting

January 22, 2021 - 10:15 a.m.



Housing & Public Works Department

28

Thank you,

Mid Florida Homeless Coalition, Inc.

104 E Dampier Street, Inverness, FL 34450
352.860.2308 or mfhc.information@gmail.com
www.midfloridahomeless.org
@MidFlHomelessCoalition

