



**STRATEGIC PLAN**

**MISSION STATEMENT: Making homelessness "Rare, Brief and Non-Recurring" using the Housing First Model**

- Goal 1: Increase Capacity • Objective: Partnerships & Funding
- Goal 2: Systems Advocacy • Objective: Education and Awareness
- Goal 3: Quality Assurance • Objective: Data & Written Standards

FL-520 - Citrus, Hernando, Lake,  
Sumter Counties CoC

**CoC Membership & Stakeholder Meeting Friday, December 4, 2020 - 9:00 -10:00 AM**

- |                                    |                                  |
|------------------------------------|----------------------------------|
| 1. Call to Order                   | Gloria Boone                     |
| 2. Roll Call                       | Paula Holtsclaw                  |
| 3. Annual Meeting Items            | Gloria Boone                     |
| 4. Standing Committee Reports      |                                  |
| o Coordinated Access & MFIN Report | Melissa Simmes                   |
| o Veterans Committee               | B.E. Thompson                    |
| o Performance Committee            | Steve Smith                      |
| 5. MFHC Lead Agency Updates        | Barbara Wheeler & Tomi Steinruck |
| o Current Funding                  |                                  |
| i. DCF Funding - ESG-CV1           |                                  |
| ii. HUD CoC                        |                                  |
| o CoC Projects                     |                                  |
| i. Homeless Persons Memorial Day   |                                  |
| ii. Point-in-Time Census           |                                  |
| iii. Housing Inventory Count       |                                  |



Mid Florida Homeless Coalition

CoC Ending Homelessness Meeting Friday, December 4, 2020 - 9:00 -10:00 AM

- 5. MFHC Lead Agency Updates *continued*
  - o CARES ACT Funding
  - o COVID-19 Updates
  - o Updates By County
- 6. Membership Input - *Gaps in service, ideas, etc.*
- 7. Next Meeting Date - 1/22/21
- 8. Adjourn

Barbara Wheeler & Tomi Steinruck

Community Update



Mr. Florida Homeless Coalition, Inc.

3

Call to Order,  
Roll Call



Mr. Florida Homeless Coalition, Inc.

4

# Standing Committee Reports



2020-2021 Homeless Sheltering Coalition

5


# Coordinated Access System and Mid Florida Information Network Report



2020-2021 Homeless Sheltering Coalition

6

# Mid Florida Information Network



## November Meeting Actions Needed

**Motion:** A motion was made to update Policies 601.5 Data Collection Requirements for Grant Funded Projects and 602.1 Data Quality Plan - Federal Grantees and Sub-Grantees of MFHC to reflect current requirements and to include verbiage for domestic violence providers.

**Motion:** A motion was made to add an Education data element to the Standard Program Enrollment screen on HMIS for the Continuum of Care.

Motions by: Melissa Simmes on behalf of the committee




NEXT MEETING: MONDAY, December 14, 2020 10am-12pm.

Mid Florida Homeless Coalition, Inc.

7

## Veterans' Committee B.E. Thompson, Interim Chair



Next meeting of the Veterans' Committee is scheduled for December 10, 2020, at 1:30 p.m.



Mid Florida Homeless Coalition, Inc.

8

### Benchmarks Tool - Results from 90 day look-back period - 8/1/2020 - 10/31/2020

<b>Benchmark A. Have you ended chronic and long-term homelessness among Veterans in your community?</b> <i>(Target: Zero chronic and long-term homeless Veterans as of date of review, with exceptions indicated below.)</i>	CITRUS	HERNANDO	LAKE	SUMTER	TOTAL
Total number of chronic & long-term homeless veterans who are not in permanent housing as of end date above:	3	1*	5	0	9*
Exempted Group One: # Veterans who have been offered, but not yet accepted a PH intervention offer and where the last PH offer was within 14 days of the end of the look-back period	0	0	0	0	0
Exempted Group Two: # Veterans offered PH but chose service-intensive TH to address a clinical need	0	0	0	0	0
Exempted Group Three: # Veterans who have accepted a PH offer, but not yet entered PH and where acceptance of offer occurred during the 90 day look-back period	3	0	0	0	3
<b>Total Chronic &amp; Long-Term Homeless Veterans - # of Veterans in Exempted Groups 1, 2 and 3 =</b>	<b>0</b>	<b>1*</b>	<b>5</b>	<b>0</b>	<b>6*</b>
<b>Benchmark A achieved?</b>	Yes	No*	No	Yes	No

Veteran By Name List Data as of 11/4/2020 11:34 a.m. Mid-Florida Homeless Coalition, Inc.

9

### Benchmarks Tool - Results from 90 day look-back period - 8/2/2020 - 11/2/2020

<b>Benchmark B. Do Veterans have quick access to permanent housing?</b> <i>(Target: For homeless Veterans placed in PH in the last 90 days, excluding the exceptions indicated below, the average time from date of identification to date of PH move-in is less than or equal to 90 days.)</i>	CITRUS	HERNANDO	LAKE	SUMTER	TOTAL
Total number of Veterans who moved into permanent housing:	3	1	3	0	7
Exempted Group 2: Do not include people who were offered a PH intervention but chose to enter a service-intensive TH project prior to entering PH destination. # of Veterans offered PH intervention, but declined the offer and chose TH prior to PH destination.	0	0	0	0	0
Total <u>net</u> number of Veterans who moved into PH:	3	1	3	0	7
Total number of <u>days</u> it takes for all Veterans who became homeless to enter PH <i>(Days between date of identification to PH move-in for all Vet PH exiters. Exemption Group 3: For any Veteran identified and offered PH, but did not initially accept the offer, include only the time from when they accepted the offer until they moved into PH.)</i>	511	18	78	0	607
Total Days:					
Total # of Days / by total net number of Veterans =	170	18	26	0	87
<b>Benchmark B achieved?</b>	No	Yes	Yes	n/a	Yes

Veteran By Name List Data as of 11/4/2020 11:34 a.m. Mid-Florida Homeless Coalition, Inc.

10

Benchmarks Tool - Results from 90 day look-back period - 8/2/2020 - 11/2/2020

<b>Benchmark C. Does the community have sufficient permanent housing capacity?</b> <i>(Target: In the last 90 days, the total number of homeless Veterans moving in to permanent housing is equal to the total number of newly identified homeless Veterans.)</i>	CITRUS	HERNANDO	LAKE	SUMTER	TOTAL
Total number of Veterans exiting homelessness to permanent housing:	3	1	3	0	7
Total number of newly identified homeless Veteran:	7	5	11	0	23
<b>Benchmark C achieved?</b>	No	No	No	Yes	No



Veteran By Name List Data as of 11/4/2020 11:34 a.m.

Mid Florida Homeless Coalition

11

Benchmarks Tool - Results from 90 day look-back period - 8/2/2020 - 11/2/2020

<b>Benchmark D. Is the community committed to Housing First and provides service-intensive transitional housing to Veterans experiencing homelessness only in limited instances?</b> <i>(Target: In the last 90 days, the total number of homeless Veterans entering service-intensive transitional housing is less than the total number of newly identified homeless Veterans.)</i>	CITRUS	HERNANDO	LAKE	SUMTER	TOTAL
Total number of Veterans entering service-intensive transitional housing:	0	0	0	0	0
Total number of newly identified homeless Veteran:	7	5	11	0	23
<b>Benchmark D achieved?</b>	Yes	Yes	Yes	n/a	Yes



Veteran By Name List Data as of 11/4/2020 11:34 a.m.


Mid Florida Homeless Coalition

12

### Veteran Homeless Inflow & Outflow

Inflow - the number of Veterans who become homeless  
Outflow - the number of Veterans who become permanently housed

County	2020	May	Jun	Jul	Aug	Sep	Oct
Citrus	Inflow	1	2	2	1	2	4
	Outflow to PH	3	0	1	0	1	2
Hernando	Inflow	1	2	2	1	0	3
	Outflow to PH	1	1	0	1	0	1
Lake	Inflow	4	1	4	7	0	3
	Outflow to PH	1	3	1	0	1	0
Sumter	Inflow	0	0	0	0	0	0
	Outflow to PH	0	0	0	0	0	0


 By Name List information as of 10/31/2020 14:15 p.m. including updates to previous months. [View Data](#)

13

### Homeless Inflow & Outflow

Inflow - the number of households who become homeless  
Outflow - the number of households who become permanently housed


2020	May	June	July	August	September	October	
Total	Inflow	6	5	8	9	2	10
	Outflow to PH	5	4	2	1	2	3

 By Name List information as of 10/20/2020 14:15 p.m. including updates to previous months. [View Data](#)


14

# Performance Committee

**Steve Smith**



*If you don't have and cannot prove your data, then it's just another story.*




File Path: \\homeless-coalition.com\...

15

### SHOW ME THE MONEY - TANF

Type	Organization	Grant Amount	Spent As Of 10/31/2020	Balance	% Spent to Date
Financial Assistance	People Helping People (Hernando County)	\$8,184.65	\$2,395.00	\$5,789.65	29.24%
Case Management		\$175.35	\$49.20	\$126.15	
Financial Assistance	United Way of Citrus County	\$8,256.86	\$1,556.00	\$6,700.86	16.80%
Case Management		\$1,243.14	\$39.92	\$1,203.22	
Financial Assistance	United Way of Lake & Sumter	\$19,000.00	\$7,101.54	\$11,898.46	37.38%
Administration	MFHC	\$1,140.00	\$558.53	\$581.47	48.99%
	<b>TANF TOTAL GRANT:</b>	<b>\$38,000.00</b>	<b>\$11,700.19</b>	<b>\$26,299.81</b>	<b>30.79%</b>
				<b>GOAL:</b>	<b>33.33%</b>



File Path: \\homeless-coalition.com\...

16



SHOW ME THE MONEY - EMERGENCY SOLUTIONS GRANT

Type	Subgrantee	Grant Amount	Spent As Of 10/31/2020	Balance	% Spent to Date
RRH	St. Vincent de Paul CARES	\$156,955.50	\$44,006.42	\$112,949.08	28.25%
Administration		\$1,969.55	\$883.71	\$1,085.84	
RRH	United Way of Citrus County	\$44,624.50	\$13,930.00	\$30,694.50	30.91%
Administration		\$446.25	\$0.00	\$446.25	
Outreach	Mid Florida Homeless Coalition	\$40,000.00	\$11,459.74	\$28,540.26	28.84%
HMIS		\$2,570.00	\$1,288.24	\$1,281.76	
Admin		\$10,434.20	\$2,538.82	\$7,895.38	
<b>EMERGENCY SOLUTIONS GRANT TOTAL:</b>		<b>\$257,000.00</b>	<b>\$74,106.93</b>	<b>\$182,893.07</b>	<b>28.84%</b>
				<b>GOAL:</b>	<b>33.33%</b>



Mid Florida Homeless Coalition, Inc.

17

SHOW ME THE MONEY - CHALLENGE GRANT

Organization	Grant Amount	Spent As Of 10/31/2020	Balance	% Spent to Date	
Dawn Center	\$8,100.00	\$5,365.97	\$2,734.03	66.25%	
MFHC - Coordinated Access	\$2,499.99	\$1,618.31	\$881.68	64.73%	
MFHC - Housing Locator	\$10,080.06	\$10,080.06	\$0.00	100.00%	
MFHC - Housing Needs	\$40,299.95	\$1,222.12	\$39,077.83	3.03%	
St. Vincent de Paul CARES	\$28,780.00	\$14,802.54	\$13,977.46	51.43%	
United Way of Citrus County	\$19,720.00	\$4,633.00	\$15,087.00	23.49%	
Administration	\$9,520.00	\$3,765.37	\$8,626.82	39.55%	
<b>TOTAL CHALLENGE GRANT:</b>		<b>\$119,000.00</b>	<b>\$41,487.37</b>	<b>\$80,384.82</b>	<b>34.86%</b>
				<b>GOAL:</b>	<b>33.33%</b>



Mid Florida Homeless Coalition, Inc.

18

SHOW ME THE MONEY - MATCH

Grant	Organization	Match Required	Match as of 10/31/2020	% of Match Submitted
Challenge Grant	Dawn Center	\$8,100.00	\$0.00	0.00%
	Mid Florida Homeless Coalition	\$60,756.68	\$31,001.35	51.03%
	St. Vincent de Paul CARES	\$30,423.32	\$51,650.40	169.77%
	United Way of Citrus County	\$19,720.00	\$0.00	0.00%
		<b>\$119,000.00</b>	<b>\$53,208.98</b>	<b>44.71%</b>
Emergency Solutions Grant	Mid Florida Homeless Coalition	\$53,004.20	\$30,587.80	57.71%
	St. Vincent de Paul CARES	\$158,925.05	\$81,112.10	51.04%
	United Way of Citrus County	\$45,070.75	\$9,998.55	22.18%
		<b>\$257,000.00</b>	<b>\$121,698.45</b>	<b>47.35%</b>



Mid Florida Homeless Coalition, Inc.

19

SHOW ME THE MONEY - EMERGENCY SOLUTIONS GRANT - CV

Type	Subgrantee	Grant Amount	Spent As Of 10/31/2020	Balance	% Spent to Date
RRH Shelter Administration	Lake County Government	\$120,000.00	\$0.00	\$120,000.00	0.00%
		\$61,260.00	\$0.00	\$61,260.00	
		\$1,812.60	\$0.00	\$1,812.60	
RRH Homeless Prevention Shelter Administration	The Salvation Army of Lake & Sumter Counties	\$122,250.00	\$0.00	\$122,250.00	0.00%
		\$69,820.00	\$0.00	\$69,820.00	
		\$78,750.00	\$0.00	\$78,750.00	
		\$2,708.20	\$0.00	\$2,708.20	
Shelter Administration	Citrus Abuse Shelter Assoc. (CASA)	\$15,000.00	\$0.00	\$15,000.00	0.00%
		\$150.00	\$0.00	\$150.00	
				GOAL:	11.11%



Mid Florida Homeless Coalition, Inc.

20

SHOW ME THE MONEY - EMERGENCY SOLUTIONS GRANT - CV

Type	Subgrantee	Grant Amount	Spent As Of 10/31/2020	Balance	% Spent to Date
Shelter	Dawn Center	\$21,000.00	\$0.00	\$21,000.00	0.00%
Administration		\$210.00	\$0.00	\$210.00	
Shelter	SVDP-CARES	\$360.00	\$360.00	\$0.00	100.00%
Outreach	Mid Florida Homeless Coalition	\$116,434.74	\$163.63	\$116,271.11	0.41%
Shelter		\$43,046.84	\$356.79	\$42,690.05	
HMIS		\$14,228.42	\$0.00	\$14,228.42	
Admin		\$29,969.20	\$317.62	\$29,651.58	
<b>EMERGENCY SOLUTIONS GRANT TOTAL:</b>		<b>\$697,000.00</b>	<b>\$1,198.04</b>	<b>\$695,801.96</b>	<b>0.17%</b>
				<b>GOAL:</b>	<b>11.11%</b>



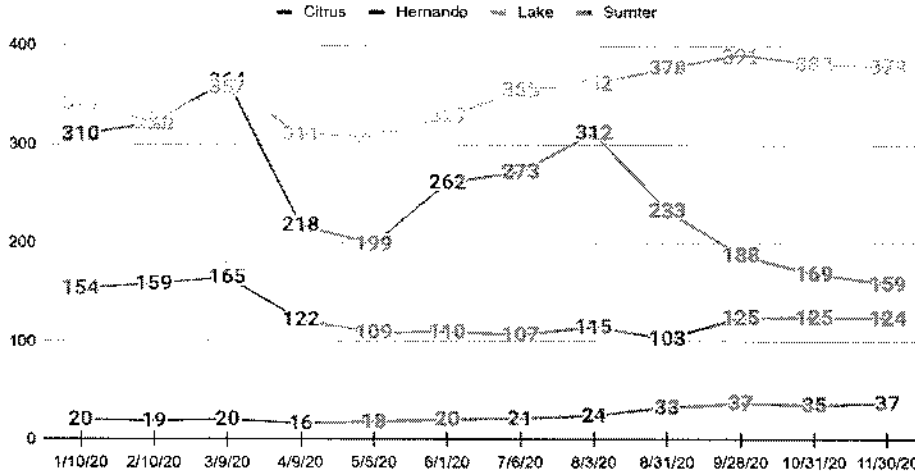
Mid Florida Homeless Coalition, Inc

21

By Name List of Homeless Households

Citrus, Hernando, Lake and Sumter

1/10/20 - 11/30/20



By Name List information as of 11/30/2020 11:40 a.m.


Mid Florida Homeless Coalition, Inc

22

### Homeless Inflow & Outflow

Inflow - the number of households who become homeless  
Outflow - the number of households who become permanently housed

County	2020	May	Jun	Jul	Aug	Sep	Oct	Nov
Citrus	Inflow	7 HH	10 HH	18 HH	13 HH	22 HH	19 HH	9 HH
	Outflow to PH	12 HH	4 HH	3 HH	5 HH	4 HH	6 HH	4 HH
Hernando	Inflow	22 HH	37 HH	34 HH	37 HH	38 HH	35 HH	13 HH
	Outflow to PH	3 HH	4 HH	3 HH	8 HH	9 HH	3 HH	1 HH
Lake	Inflow	32 HH	37 HH	51 HH	50 HH	46 HH	31 HH	21 HH
	Outflow to PH	3 HH	7 HH	8 HH	3 HH	7 HH	5 HH	3 HH
Sumter	Inflow	3 HH	4 HH	5 HH	9 HH	5 HH	3 HH	4 HH
	Outflow to PH	1 HH	1 HH	1 HH	0 HH	1 HH	0 HH	1 HH

 By Name List information as of 10/20/2020 14:15 p.m. including updates to previous months. HHS/Healthcare/Community

23


### Homeless Inflow & Outflow


Inflow - the number of households who become homeless  
Outflow - the number of households who become permanently housed

County	2020	May	Jun	Jul	Aug	Sep	Oct	Nov
Total	Inflow	64 HH	88 HH	108 HH	109 HH	111 HH	88 HH	47 HH
	Outflow to PH	19 HH	16 HH	15 HH	16 HH	21 HH	14 HH	9 HH

**Oct & Nov Incoming & Outgoing  
Calls & Updates to BNL**

**523  
updates**




 By Name List information as of 11/30/2020 11:40 a.m. including updates to previous months. HHS/Healthcare/Community

24

## MFHC Lead Agency Update

- Current Funding
  - ◆ ESG-CV1 - Written Standards Update
  - ◆ HUD CoC
- Homeless Persons Awareness Week
- Point-in-time Census & Housing Inventory County



- CARES ACT Funding
- COVID-19 Updates
- Updates by County

**Membership Type:**  
 Voting Member - Community Organization  
 or Individual

**MEMBERSHIP - Please complete an application in order to be able to vote!**



Multi-County Homeless Futures

25

## Monthly Provider Meetings

Activity	Organization	Area
Citrus County Provider's Meeting	<a href="https://global.gotomeeting.com/join/855471285">https://global.gotomeeting.com/join/855471285</a> (872) 240-3212 Access Code: 855-971-285	1st Tuesday of each month 10:15 - 11:45 a.m.
Hernando County Provider's Meeting	<a href="https://global.gotomeeting.com/join/855471285">https://global.gotomeeting.com/join/855471285</a> (872) 240-3212 Access Code: 855-971-285	2nd Wednesday of each month - 8:15 - 9:45 a.m.
Lake County Provider's Meeting	<a href="https://global.gotomeeting.com/join/855471285">https://global.gotomeeting.com/join/855471285</a> (872) 240-3212 Access Code: 855-971-285	3rd Wednesday of each month - 11:15 a.m. - 12:30 p.m.



Multi-County Homeless Futures

26

*MEMBERSHIP - Please complete an application in order to be able to vote!*

**Membership Type:**

- Voting Member - Community Organization or Individual**

Business or Organization Name:

\_\_\_\_\_

Contact Name: \_\_\_\_\_

Address: \_\_\_\_\_

Contact Number: \_\_\_\_\_

Email: \_\_\_\_\_

**Membership Type:**

- Voting Member – Supporting Organization or Individual**

*\$3.00 - Low Income Individual ~ Student*

*\$25.00 – Individual*

*\$100.00 - Non-Profit Organization as recognized by the IRS*

*\$100.00 – Government*

*\$125.00 – Corporate*



Member Information Form


**Membership Input – *Gaps in Service, Ideas, etc.***



Member Information Form

## Next CoC Ending Homelessness Meeting

January 22, 2021 - 9:00 - 10:00 a.m.



Massachusetts Housing Coalition

29

## ABBREVIATIONS & ACRONYMS

- BY-NAME-LIST - List of all the persons who are literally homeless (sheltered or unsheltered)
- CDBG - Community Development Block Grant
- EF&SP - Emergency Food and Shelter Program
- ESG - Emergency Solutions Grant
- HH - HOUSEHOLD - a household can be one person or more than one person
- HPG - HOMELESS PREVENTION GRANT - Name given to TANF funding by DCF under State Statute
- RRH - RAPID RE-HOUSING
- SPDAT- SERVICE PRIORITIZATION DECISION ASSISTANCE TOOL
- PSH - PERMANENT SUPPORTIVE HOUSING
- TANF - TEMPORARY ASSISTANCE NEEDY FAMILIES
- VI-SPDAT - VULNERABILITY INDEX SERVICE PRIORITIZATION DECISION ASSISTANCE TOOL
- VI-SPDAT-HP- VULNERABILITY INDEX SERVICE PRIORITIZATION DECISION ASSISTANCE TOOL - HOMELESS PREVENTION



Massachusetts Housing Coalition

30

---

Thank you,

Mid Florida Homeless Coalition, Inc.

104 E Dampier Street, Inverness, FL 34450  
352.860.2308 or [mfhc.information@gmail.com](mailto:mfhc.information@gmail.com)  
[www.midfloridahomeless.org](http://www.midfloridahomeless.org)  
[@MidFIHomelessCoalition](https://twitter.com/MidFIHomelessCoalition)

---

