



MID FLORIDA  
**Homeless  
Coalition**  
CITRUS, HERNANDO, LAKE & SUMTER COUNTIES

## STRATEGIC PLAN

**MISSION STATEMENT: Making homelessness “Rare, Brief and Non-Recurring”  
using the Housing First Model**

- Goal 1: Increase Capacity
- Goal 2: Systems Advocacy
- Goal 3: Quality Assurance
- Objective: Partnerships & Funding
- Objective: Education and Awareness
- Objective: Data & Written Standards

**FL-520 - Citrus, Hernando, Lake,  
Sumter Counties CoC**

## CoC Performance Committee Meeting Thursday, March 23, 2023 - 9:30 -11:00 AM

- |                                       |                 |
|---------------------------------------|-----------------|
| 1. Call to Order                      | Jared Tanner    |
| 2. Roll Call                          | Paula Holtsclaw |
| 3. Approve Minutes                    | Jared Tanner    |
| 4. Performance Slides                 | Paula Holtsclaw |
| a. Show Me the Money                  |                 |
| b. Grant Performance Review           |                 |
| 5. Monitoring & Training Updates      | Barbara Wheeler |
| 6. HUD CoC NOFO & ESG-CV              | Barbara Wheeler |
| 7. Next Meeting Date - April 27, 2023 | Jared Tanner    |
| 8. Adjourn                            | Jared Tanner    |

## SHOW ME THE MONEY - TANF - Homeless Prevention Grant

Type	Organization	Grant Amount	Spent As Of 2/28/2023	Balance	% Spent to Date
Rent or Mortgage	DayStar Life Center Citrus	8,000.00	5,627.00	2,301.32	66.17%
Utility Payments		0.00	71.68		
Case Management		1,215.00	399.00		
Rent or Mortgage	Mid Florida Homeless Coalition	9,215.00	4,357.00	4,583.08	50.27%
Utility Payments		0.00	274.92		
Rent or Mortgage	United Way of Lake & Sumter	17,508.50	14,545.00	861.51	95.33%
Utility Payments		0.00	1,943.81		
Case Management		921.50	1,079.68		
Administration	MFHC	1,140.00	1,034.75	105.25	90.77%
TANF TOTAL GRANT:		<b>\$38,000.00</b>	<b>\$29,332.84</b>	<b>\$8,667.16</b>	<b>77.19%</b>
					<b>GOAL: 66.67%</b>

# DCFTANF GRANT - HOMELESS PREVENTION

JULY 2022 - JUNE 2023

Overall Deliverables: 2 HH Financial Assistance (\$) 2 HH Case Management (CM) - as recorded in HMIS

	Jul	Aug	Sep	Oct	Nov	Dec	Jan	Feb	Mar	Apr	May	Jun
<b>Mid Florida Homeless Coalition</b>	6 HH	2 HH	2 HH	2 HH	0 HH	2 HH	2 HH	3 HH				
0 HH Financial Assistance	0	0	0	0	0	2	0	2				
0 HH Case Management	2	2	2	2	0	2	2	3				
<b>Daystar Life Center</b>	-	1 HH	2 HH	3 HH	4 HH	5 HH	5 HH	5 HH				
1 HH Financial Assistance	-	1	1	3	2	3	0	0				
1 HH Case Management	-	1	2	3	4	5	0	0				
<b>United Way of Lake &amp; Sumter Counties</b>	7 HH	4 HH	5 HH	6 HH	9 HH	9 HH	10 HH	9 HH				
2 HH Financial Assistance	1	1	1	2	2	5	2	3				
2 HH Case Management	7	2	5	6	9	9	10	9				



## SHOW ME THE MONEY - EMERGENCY SOLUTIONS GRANT (ESG)

Type	Subgrantee	Grant Amount	Spent As Of 2/28/2023	Balance	% Spent to Date
RRH	Salvation Army of Lake & Sumter, The	\$100,790.00	\$43,699.53	\$57,090.47	43.36%
Administration		\$1,007.90	\$1,007.90	\$0.00	100.00%
<i>*CONTRACT EFF 8/19/2022</i>	<b>TSA-LS TOTAL</b>	\$101,797.90	<b>\$44,707.43</b>	<b>\$57,090.47</b>	<b>43.92%</b>
RRH	St. Vincent de Paul CARES	\$100,790.00	\$107,807.85	(\$7,017.85)	106.96%
Administration		\$1,007.90	\$1,007.90	\$0.00	100.00%
	<b>SVDP-CARES TOTAL</b>	\$101,797.90	<b>\$108,815.75</b>	<b>(\$7,017.85)</b>	<b>106.89%</b>
Outreach	Mid Florida Homeless Coalition	\$40,000.00	\$23,640.60	\$16,359.40	59.10%
HMIS		\$2,570.00	\$1,626.06	\$943.94	63.27%
Admin		\$10,834.20	\$6,631.36	\$4,202.84	61.21%
	<b>MFHC TOTAL</b>	\$53,404.20	<b>\$31,898.02</b>	<b>\$21,506.18</b>	<b>59.73%</b>
<b>EMERGENCY SOLUTIONS GRANT TOTAL:</b>		<b>\$257,000.00</b>	<b>\$185,421.20</b>	<b>\$71,578.80</b>	<b>72.15%</b>
				<b>GOAL:</b>	<b>66.67%</b>

# SHOW ME THE MONEY - CHALLENGE GRANT

Organization	Grant Amount	Spent As Of 2/28/2023	Balance	% Spent to Date
SVDP-CARES RRH	\$18,711.00	\$6,626.58	\$12,084.42	35.42%
SVDP-CARES ADMIN	\$935.55	\$855.05	\$80.50	91.40%
SVDP-CARES TOTAL	\$19,646.55	\$7,481.63	\$12,164.92	61.92%
MFHC RRH-HL	\$38,905.00	\$21,912.40	\$16,992.60	56.32%
MFHC-CAS	\$10,000.00	\$9,019.93	\$980.07	90.20%
MFHC-CM	\$39,484.00	\$33,520.94	\$5,963.06	84.90%
MFHC ADMIN	\$10,964.45	\$6,645.97	\$4,318.48	60.61%
MFHC TOTAL	\$99,353.45	\$71,099.24	\$28,254.21	71.56%
<b>TOTAL CHALLENGE GRANT:</b>	<b>\$119,000.00</b>	<b>\$78,580.87</b>	<b>\$40,419.13</b>	<b>66.03%</b>
			<b>GOAL:</b>	<b>66.67%</b>

# ESG & CHALLENGE GRANT - RRH

JULY 2022 - FEBRUARY 2023

SVDP CARES

The Salvation Army of  
Lake & Sumter Counties

# Households Carried forward from 2021-2022

40

0

# New Households Assisted since Jul 2022

7

22

Total # Households Assisted YTD

47

22

# HH Housed (RRH) in 2022-2023

10

13

# HH Remaining Unhoused

4

9

# Households Active at EOM

15

18

Total Persons Exiting to Perm Housing

63 - 91%

7 - 44%

Total Persons Exiting to Institutional Settings

3 - 4%

0

Total Persons Exiting to Temporary (Hotel, Family/Friends)

1 - 1%

0

Total Persons Exiting to Streets/Unknown

2 - 3%

9 - 56%



# DCF ESG & CHALLENGE GRANT - RAPID RE-HOUSING

St. Vincent de Paul CARES - ESG & CHALLENGE		
JULY 2022 - FEBRUARY 2023	Total Spent	Average Spending per HH
<b>Average \$ Grant Funds per Household:</b>		
Financial Assistance	\$83,892.00	\$3495.50 / 24 HH
Case Management	\$29,483.80	\$627.31 / 47 HH
Financial & Case Management	\$113,375.80	\$2412.25 / 47 HH
The Salvation Army Lake & Sumter - ESG ONLY		
AUGUST 2022 - FEBRUARY 2023		TOTAL
<b>Average \$ Grant Funds per Household:</b>		
Financial Assistance	\$28,741.27	\$2,612.84 / 11 HH
Case Management	\$14,206.66	\$645.76 / 22 HH
Financial & Case Management	\$42,947.93	\$1,952.18 / 22 HH



# DCF CHALLENGE GRANT - HOUSING LOCATION

CoC Housing Location 2022 - 2023	JUL	AUG	SEP	OCT	NOV	DEC	JAN	FEB	MAR	APR	MAY	JUN
HH Carried forward from 2021-2022	2	1	1	1	0	0	0	0				
# New HH Assisted	1	0	10	0	1	5	1	2				
# Persons Assisted in Month <i>(Deliverables - 4)</i>	9	6	18	12	7	14	20	25				
# Households Active at EOM								8				
# Household Placement Services	0	0	3	2	1	3	0	3				
# Households exited to Perm. Hsg.	0	1	2	4	1	0	3	0				
# Households exited without placement*	1	0	0	0	0	1	0	3				

\*Exits without placement are when the agency with the RRH funding exits the household prior to becoming housed.

# DCF CHALLENGE GRANT - CoC CASE MANAGER

CoC Case Manager 2022 - 2023	JUL	AUG	SEP	OCT	NOV	DEC	JAN	FEB	MAR	APR	MAY	JUN
HH Carried forward from 2021-2022	9	9	9	8	8	7	0	0				
# New HH Assisted	0	0	5*	2*	1*	3*	4	3				
# HH Active at EOM							16	16				
# Persons Assisted in Month ( <i>Deliverables - 1</i> )	10	10	30	32	31	20	42	41				
# Households exited to Permanent Housing	0	0	0	2	0	0	1	1				

\* The CoC Case Manager is providing case management to a variety of programs, including Challenge, EFSP, Black Diamond, United Way Hernando County, Inverness Rotary Club, TANF and EFSP. Participants who are receiving financial assistance under these grants will be dually enrolled in Challenge Case Management so that we can reflect an accurate picture of those enrolled.

# ESG & Challenge GRANT - RRH

## Case Management - as recorded in HMIS

	February 2023	
St. Vincent de Paul CARES - ESG & Challenge <i>(CM from HUD, ESG, CV, &amp; Challenge)</i>	18 HH Housed	1 HH Not Housed
	16	1
The Salvation Army Lake & Sumter - ESG only <i>(CM from ESG or CV)</i>	10 HH Housed	9 HH Not Housed
	10	9
Mid Florida Homeless Coalition <i>(Housing Locator-HL and Case Management-CM)</i>	HL - 11 HH active	CM - 17 HH active
	11	17

# COORDINATED ACCESS

## MFHC Coordinated Access - 2022 - 2023

Jul	Aug	Sep	Oct	Nov	Dec	Jan	Feb	Mar	Apr	May	Jun	YTD
80	35	53	44	36	30	27	42					347

*Above is the number of unduplicated people who received any type of assessments funded by either HUD or Challenge CAS. Below is the number of unduplicated people who received an assessment charged to Challenge CAS*

	Jul	Aug	Sep	Oct	Nov	Dec	Jan	Feb	Mar	Apr	May	Jun	YTD
<b>Monthly Deliverables</b>	12	51	12	15	33	33	12	10	10				176



# DCF ESG - STREET OUTREACH JULY 2022 - JUNE 2023

	# New PERSONS Assisted	# Total PERSONS Assisted	# PERSONS "Housing Ready"	# PERSONS Case Management	# PERSONS Exit to PH	Measure #5:First Time Homeless	Chronically Homeless
<b>July</b>	9	33	0	33	1	8 of 9	3 of 8
<b>August</b>	13	32	0	32	0	3 of 13	2 of 3
<b>September</b>	11	28	0	24	0	10 of 11	3 of 10
<b>October</b>	10	27	4	19	0	7 of 10	2 of 7
<b>November</b>	5	15	1	12	0	4 of 5	2 of 4
<b>December</b>	3	24	2	24	1	2 of 3	0 of 2
<b>January</b>	6	33	1	33	0	5 of 6	2 of 5
<b>February</b>	23	34	2	34	0	7 of 23	0 of 7
<b>March</b>							
<b>April</b>							
<b>May</b>							
<b>June</b>							
<b>YTD</b>	<b>80</b>	<b>226</b>	<b>10</b>	<b>211</b>	<b>2</b>	<b>46 of 80</b>	<b>14 of 46</b>



# SHOW ME THE MONEY - EMERGENCY SOLUTIONS CV GRANT

Type	Subgrantee	Grant Amount	Spent As Of 2/28/23	Balance	% Spent to Date
Homeless Prev.	Salvation Army of Lake & Sumter, The	50,000.00	25,470.45	24,529.55	50.94%
RRH		50,000.00	31,955.18	18,044.82	63.91%
Shelter	SVDP CARES	13.19	13.19	0.00	100.00%
Homeless Prev.		102,000.00	80,677.81	21,322.19	79.10%
RRH		175,000.00	57,578.69	117,421.31	32.90%
Administration		5,280.00	5,280.00	0.00	100.00%
Shelter	United Way Lake & Sumter	229.52	229.52	0.00	100.00%
Homeless Prev.	Mid Florida Homeless Coalition	50,000.00	45,846.14	4,153.86	91.73%
Outreach		39,530.45	31,423.54	8,106.91	79.49%
Shelter		5,000.00	2,432.69	2,567.31	48.65%
Homeless Prev.		20,000.00	12,413.27	7,586.73	62.07%
RRH		25,000.00	22,010.05	2,989.95	88.04%
HMIS		39,000.00	21,630.31	17,369.69	55.46%
Administration	30,000.00	18,055.64	11,944.36	60.19%	
		176,491.76		<b>GOAL:</b>	<b>66.67%</b>

# DCF ESG-CV GRANT - RAPID RE-HOUSING

JULY 2022 - FEBRUARY 2023	The Salvation Army L&S	SVDP CARES
# Households Carried forward from 2021-2022	27	23
# New Households Assisted in 2022-2023	0	0
Total # Households Assisted YTD	27	23
# HH Housed (RRH) in 2022-2023	11	5
# HH Remaining Unhoused	6	0
# Households Active at EOM	14	7
Total Persons Exiting to Perm Housing	24 - 89%	30 - 97%
Total Persons Exiting to Institutional Settings	2 - 7%	1 - 3%
Total Persons Exiting to Temporary Housing	0	0
Total Persons Exiting to Streets/Unknown	1 - 4%	0 - 0%

# DCF ESG-CV GRANT - HOMELESS PREVENTION

JULY 2022 - FEBRUARY 2023	The Salvation Army L&S	SVDP CARES	United Way L&S
# Households Carried forward from 2021-2022	14	36	28
# New Households Assisted in 2022-2023	0	0	0
Total # Households Assisted YTD	14	36	28
# Households Active at EOM	1	10	3
Total Persons Exiting to Perm Housing	37 - 97%	69 - 95%	64 - 96%
Total Persons Exiting to Temporary	0 - 0%	0 - 0%	3 - 4%
Total Persons Exiting to Streets/Unknown	1 - 3%	4 - 5%	0 - 0%



# DCF ESG-CV GRANT - RAPID RE-HOUSING & HOMELESS PREVENTION

JULY 2022 - FEBRUARY 2023	Salvation Army Lake & Sumter	SVDP CARES	United Way Lake & Sumter
<b>Average \$ Grant Funds per Household:</b>			
<b>TOTAL FINANCIAL</b>	\$ 18,990.93	\$ 105,715.24	\$45,372.96
<b>Financial Assistance</b>	\$ 2,712.99 7 HH	\$ 4,065.97 26 HH	\$2,835.81 16 HH
<b>TOTAL CASE MANAGEMENT</b>	\$ 5,119.27	\$ 26,011.54	\$ 3,540.36
<b>Case Management</b>	\$ 122.89 41 HH	\$ 440.87 59 HH	\$ 126.44 28 HH
<b>TOTAL FINANCIAL &amp; CASE MANAGEMENT</b>	\$ 24,110.20	\$ 131,726.78	\$ 48,913.32
<b>Financial Assistance &amp; Case Management</b>	\$ 574.05 41 HH	\$ 2,232.66 59 HH	\$ 1,746.90 28 HH

# DCF ESG-CV - HOUSING LOCATION (RRH/HP)

MFHC Housing Locator 2022 - 2023	JUL	AUG	SEP	OCT	NOV	DEC	JAN	FEB	MAR	APR	MAY	JUN
HH Carried forward from 2021-2022	16	13	8	7	7	2	1	1				
# New HH Assisted	5	5	1	1	0	0	0	1				
# HH Assisted YTD	21	26	27	28	28	28	28	29				
# Household Placement Services	2	9	5	1	1	0	0	1				
# Households exited to Permanent Housing	2	7	3	2	1	0	0	1				
# Households exited without placement*	0	0	0	0	1	1	0	0				



\*Exits without placement are when the agency with the RRH funding exits the household prior to becoming housed.

Clarity Data as of 2/28/2023

Mid Florida Homeless Coalition, Inc.

# ESG CV - RRH / HP

## Case Management - as recorded in HMIS

	FEBRUARY 2023	
St. Vincent de Paul CARES (RRH/HP) <i>(CM from HUD, ESG, CV, &amp; Challenge)</i>	25 HH Housed	0 HH Not Housed
	25	n/a
The Salvation Army Lake & Sumter (RRH/HP) <i>(CM from ESG &amp; Challenge)</i>	19 HH Housed	2 HH Not Housed
	18	2
United Way Lake & Sumter (HP)	12 HH Housed - Lake	0 HH Housed - Sumter
	11	n/a
Mid Florida Homeless Coalition (RRH/HP) <i>(CM from CV &amp; Challenge)</i>	8 HH active	
	8	

# DCF ESG-CV GRANT - STREET OUTREACH

## JULY 2022 - JUNE 2023

	# New PERSONS Assisted	# Total PERSONS Assisted	# PERSONS "Housing Ready"	# PERSONS Case Management	# PERSONS Exit to PH	Measure #5:First Time Homeless	Chronically Homeless
July	6	47	0	47	0	3 of 6	0 of 3
August	3	35	0	35	1	3 of 3	1 of 3
September	20	42	2	24	0	13 of 20	5 of 13
October	14	44	5	34	0	12 of 14	3 of 12
November	19	38	0	38	0	9 of 19	3 of 9
December	1	43	0	43	2	1 of 1	0 of 1
January	0	11	0	11	0	0 of 0	0 of 0
February	0	13	1	13	0	0 of 0	0 of 0
March							
April							
May							
June							
<b>YTD</b>	<b>63</b>	<b>273</b>	<b>8</b>	<b>245</b>	<b>3</b>	<b>41 of 63</b>	<b>12 of 41</b>



Clarity Data as of 2/28/2023

Mid Florida Homeless Coalition, Inc.

# HUD CoC GRANTS

	Funding Year	Grant Start Date	Grant End Date	Amount Awarded	Amount Disbursed	Balance as of 3/15/2023
MFHC - HMIS	2021	11/1/2022	10/31/2023	\$76,999	\$12,585	\$76,999
MFHC - COORDINATED ACCESS	2021	12/1/2021	11/30/2022	\$39,031	\$3,584	\$39,031
SVDP CARES - RRH	2020	1/1/2022	12/31/2022	\$218,325	\$211,791	\$6,534
SVDP CARES - RRH	2021	1/1/2023	12/31/2023	\$226,569	\$33,668	\$192,901
SVDP CARES - RRH Bonus*	2021	not yet active		\$75,134		
Lake County BOCC - PSH*	2021	not yet active		\$127,023		

\* SAGE data does not show these two grants as active yet as of 3/15/23; in addition, the amount of the grant awarded to Lake County BOCC is not yet appearing.

# HUD CoC - RAPID RE-HOUSING

	SVDP CARES 1/2023 - 12/2023	Transfer from UWCC
# Households Carried forward from previous yr	11	6
# New Households Assisted since previous yr	0	0
# Total Households Assisted YTD	11	6
# Households Housed YTD	0	0
# Households Active at end of FEBRUARY	11	4
# Households Remaining Unhoused	3*	1
Total Persons Exiting to Perm Housing	-	-
Total Persons Exiting to Institutional	-	-
Total Persons Exiting to Temporary	-	-
Total Persons Exiting to Streets/Unknown	-	2 - 100%

\*All 3 Unhoused under SVDP Cares were housed, but lost housing in 2022.

Clarity Data as of 2/28/2023

Mid Florida Homeless Coalition, Inc.

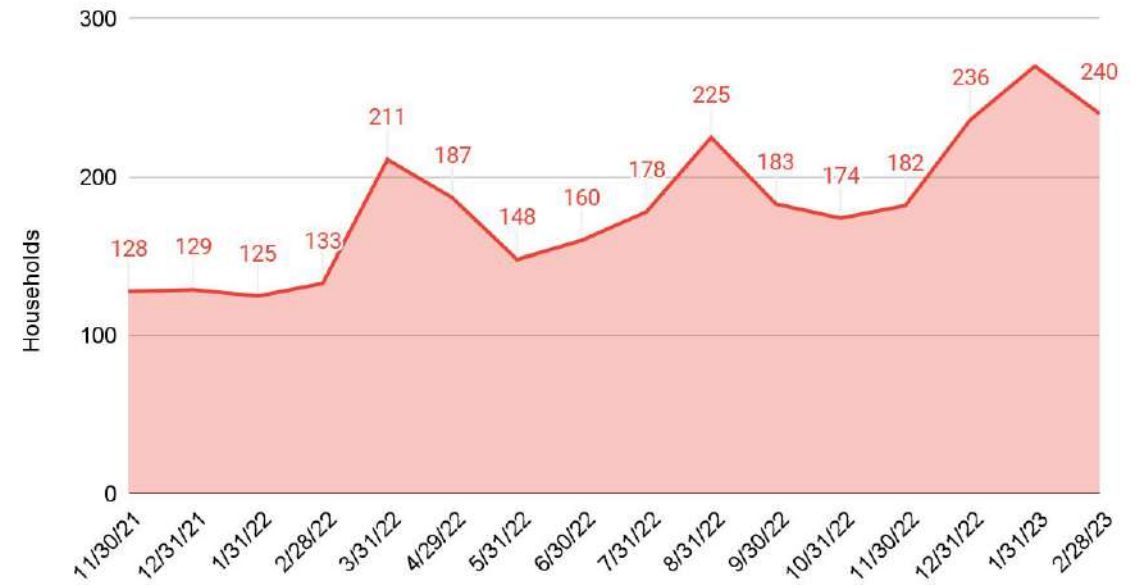


# HMIS-By Name List of Homeless Households

## Homeless Households in Citrus County

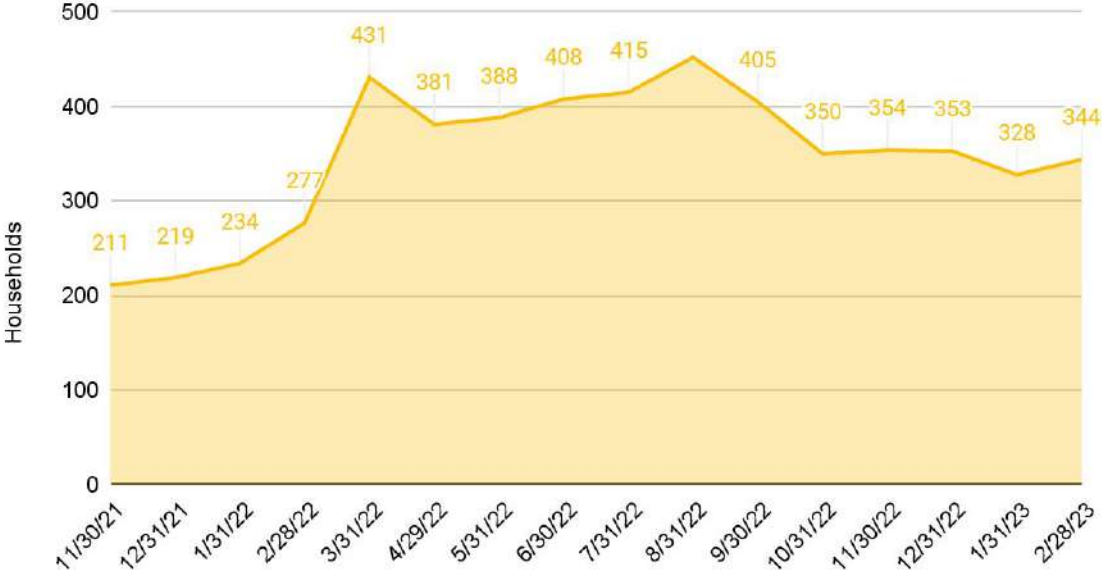


## Homeless Households in Hernando County

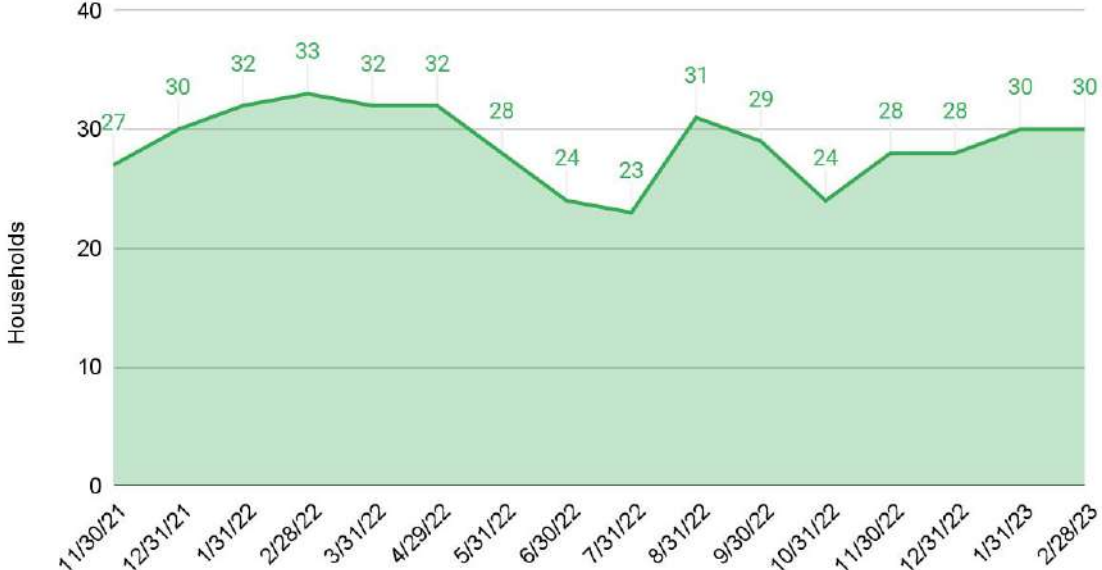


# HMIS-By Name List of Homeless Households

Homeless Households in Lake County



Homeless Households in Sumter County





## HMIS-By Name List of Homeless Households - Comparison

Count of Homeless Households	Citrus	Hernando	Lake	Sumter	Total
February 2023	268	240	344	30	882
January 2023	266	270	328	30	894
December 2022	283	236	353	28	900
November 2022	262	182	354	28	826
October 2022	261	174	350	24	809
September 2022	240	183	405	29	857
August 2022	261	225	452	31	969
July 2022	220	178	415	23	836
June 2022	204	160	408	24	796
May 2022	212	196	404	30	842
April 2022	179	187	381	32	779
March 2022	206	211	431	32	880
February 2022	159	133	277	33	602
January 2022	133	125	234	32	524

Red figures denote a high number for that column; blue figures denote a low number for the column.



## Monitoring & Training Update

# GRANT RECOMMENDATIONS

<b>Organization</b>	<b>1- Request or 2- Reallocation</b>	<b>Program</b>	<b>Recommendations</b>
Daystar	Reallocation	TANF Program	-\$3,117.32
Mid Florida Homeless Coalition	Reallocation	TANF Program	\$3,117.32
	Request	ESG-CV Outreach	\$8,000.00



# ESG-CV & HUD NOFO Grant Update

by Barbara Wheeler





# Next Meeting

## April 27, 2023

# DCF ESG & CHALLENGE GRANT - RAPID RE-HOUSING & HOMELESS PREVENTION

## Explanations

Households Carried Forward - the number of households who were first assisted before July 1, 2020. Assistance began during the previous grant cycle.

New Households Assisted - the number of households who were first assisted on July 1, 2020 or later.

Households Housed - the number of households who were placed in housing - this number could include households who were carried forward.

Households Stabilized - the number of households who were assisted with Challenge Homeless Prevention to stabilize them and keep them from being evicted and becoming homeless.

GOAL: Housed within 30 days - for rehousing only - the number of households who moved into housing within 30 days of being enrolled

Avg \$ Grant Funds per HH - (financial only) - expenses to grant for financial expenses (rent, security deposits, utility, etc.) divided by the number of households actually receiving this financial assistance

Avg \$ Grant funds per HH - (case management only) - expenses to grant for case management divided by # Households receiving case management - this number would likely be higher than financial only average because some households may not have received any financial assistance in the reporting period, or some households may not yet be housed

Avg \$ Grant Funds per HH - (including CM) - all expenses - financial and case management - divided by total number of households served throughout the reporting period - the number of households should not be any higher than the # of HH receiving case management

Measure 7a1 - the number of persons exiting RRH or PSH after being enrolled regardless of whether they moved into housing or not during the enrollment

# ABBREVIATIONS & ACRONYMS

- BNL - BY-NAME-LIST - LIST OF ALL OF THE PERSONS WHO ARE LITERALLY HOMELESS
- HH - HOUSEHOLD
- HIC - HOUSING INVENTORY COUNT
- HPG - HOMELESS PREVENTION GRANT - Name given to TANF funding by DCF
- PIT - POINT IN TIME
- RRH - RAPID RE-HOUSING
- SPDAT- SERVICE PRIORITIZATION DECISION ASSISTANCE TOOL
- PSH - PERMANENT SUPPORTIVE HOUSING
- TANF - TEMPORARY ASSISTANCE NEEDY FAMILIES
- VI-SPDAT - VULNERABILITY INDEX SERVICE PRIORITIZATION DECISION ASSISTANCE TOOL
- VI-SPDAT-HP- VULNERABILITY INDEX SERVICE PRIORITIZATION DECISION ASSISTANCE TOOL - HOMELESS PREVENTION

---

---

Thank you,

## Mid Florida Homeless Coalition, Inc.

1512 Hwy 41 N, Inverness, FL 34450

352.860.2308 or [mfhc.information@gmail.com](mailto:mfhc.information@gmail.com)

[www.midfloridahomeless.org](http://www.midfloridahomeless.org)

@MidFlHomelessCoalition - Facebook

---

---