

## CoC Performance Committee Meeting Thursday, September 28, 2023 - 9:30 -11:00 AM

1. Call to Order  
Jared Tanner
2. Roll Call  
Paula Holtsclaw
3. Approve Minutes  
Jared Tanner
4. Performance Slides  
Paula Holtsclaw
  - a. Show Me the Money
  - b. Grant Performance Review
5. Monitoring & Training Updates  
Barbara Wheeler
6. HUD CoC NOFO & ESG-CV  
Barbara Wheeler
7. Next Meeting Date - September  
Jared Tanner
8. Adjourn  
Jared Tanner

# SHOW ME THE MONEY - TANF - Homeless Prevention Grant

Type	Organization	Grant Amount	Spent As Of 8/31/2023	Balance	% Spent to Date
Rent or Mortgage	United Way Citrus County*	7,163.23	0.00	7,163.23	0.00%
Utility Payments		0.00	0.00		
Case Management		496.99	0.00		
Rent or Mortgage	Mid Florida Homeless Coalition- Citrus & Hernando	800.00	800.00	0.00	100.00%
Utility Payments		754.78	754.78		
Rent or Mortgage	The Salvation Army - Hernando Co.**	9,215.00	0.00	9,215.00	0.00%
Utility Payments					
Rent or Mortgage	United Way of Lake & Sumter	17,508.50	12,262.00	5,856.01	71.84%
Utility Payments			57.18		
Case Management			254.81		
Administration	MFHC	1,140.00	197.56	942.44	17.33%
TANF TOTAL GRANT:		<b>\$38,000.00</b>	<b>\$14,326.33</b>	<b>\$23,673.67</b>	<b>37.70%</b>
				<b>GOAL:</b>	<b>16.67%</b>

\*Contract start date is 9/1/2023 \*\*Not yet under contract

# DCF TANF GRANT - HOMELESS PREVENTION

JULY 2023 - August 2024

Overall Deliverables: 2 HH Financial Assistance (\$) 2 HH Case Management (CM) - as recorded in HMIS

	Jul	Aug	Sep	Oct	Nov	Dec	Jan	Feb	Mar	Apr	May	Jun
<b>Mid Florida Homeless Coalition</b>	<b>10 HH</b>	<b>10 HH</b>										
o HH Financial Assistance	2	1										
o HH Case Management	10	10										
<b>United Way of Lake &amp; Sumter Counties</b>	<b>3 HH</b>	<b>6 HH</b>										
2 HH Financial Assistance	3	6										
2 HH Case Management	10	14										



## SHOW ME THE MONEY - EMERGENCY SOLUTIONS GRANT (ESG)

Type	Subgrantee	Grant Amount	Spent As Of 8/31/2023	Balance	% Spent to Date	
RRH	Salvation Army of Lake & Sumter, The	\$100,790.00	\$56,348.29	\$44,441.71	55.91%	
Administration		\$1,007.90	\$0.00	\$1,007.90	0.00%	
*CONTRACT EFF 8/19/2022		<b>TSA-LS TOTAL</b>	<b>\$101,797.90</b>	<b>\$56,348.29</b>	<b>\$45,449.61</b>	<b>55.35%</b>
RRH	St. Vincent de Paul CARES	\$100,790.00	\$1,765.21	\$99,024.79	1.75%	
Administration		\$1,007.90	\$0.00	\$1,007.90	0.00%	
		<b>SVDP-CARES TOTAL</b>	<b>\$101,797.90</b>	<b>\$1,765.21</b>	<b>\$100,032.69</b>	<b>1.73%</b>
Outreach	Mid Florida Homeless Coalition	\$40,000.00	\$6,552.69	\$33,447.31	16.38%	
HMIS		\$2,570.00	\$430.00	\$2,140.00	16.73%	
Admin		\$10,834.20	\$1,222.51	\$9,611.69	11.28%	
		<b>MFHC TOTAL</b>	<b>\$8,205.20</b>	<b>\$45,199.00</b>	<b>15.36%</b>	
<b>EMERGENCY SOLUTIONS GRANT TOTAL:</b>		<b>\$257,000.00</b>	<b>\$66,318.70</b>	<b>\$190,681.30</b>	<b>25.80%</b>	
				<b>GOAL:</b>	<b>16.67%</b>	

# SHOW ME THE MONEY - CHALLENGE GRANT

Organization	Grant Amount	Spent As Of 8/31/2023	Balance	% Spent to Date
SVDP-CARES RRH	\$18,711.00	\$752.12	\$17,958.88	4.02%
SVDP-CARES ADMIN	\$935.55	\$0.00	\$935.55	0.00%
SVDP-CARES TOTAL	<b>\$19,646.55</b>	<b>\$752.12</b>	<b>\$18,894.43</b>	<b>3.83%</b>
MFHC PROGRAM	\$88,389.00	\$4,969.42	\$83,419.58	5.62%
MFHC ADMIN	\$10,964.45	\$1,187.43	\$9,777.02	10.83%
MFHC TOTAL	<b>\$99,353.45</b>	<b>\$6,156.85</b>	<b>\$93,196.60</b>	<b>6.20%</b>
<b>TOTAL CHALLENGE GRANT:</b>	<b>\$119,000.00</b>	<b>\$6,908.97</b>	<b>\$112,091.03</b>	<b>5.81%</b>
			<b>GOAL:</b>	<b>16.67%</b>

# ESG & CHALLENGE GRANT - RRH

August 2023	SVDP CARES	The Salvation Army of Lake & Sumter Counties
# Households Carried forward from 2022-2023	11	25
# New Households Assisted since Jul 2023	0	1
Total # Households Assisted YTD	11	26
# HH Housed (RRH) in 2023-2024	0	5
# HH Remaining Unhoused	0	5
# Households Active at EOM	2	25
Total Persons Exiting to Perm Housing	0	6 - 100%
Total Persons Exiting to Institutional Settings	0	0
Total Persons Exiting to Temporary (Hotel, Family/Friends)	0	0
Total Persons Exiting to Streets/Unknown	0	0

# DCF ESG & CHALLENGE GRANT - RAPID RE-HOUSING

St. Vincent de Paul CARES - ESG & CHALLENGE		
AUGUST 2023	Total Spent	Average Spending per HH
Average \$ Grant Funds per Household:		
Financial Assistance	\$ 337.92	\$ 84.48 / 4 HH
Case Management	\$ 1,969.95	\$ 179.09 / 11 HH
Financial & Case Management	\$ 2,307.87	\$ 209.81 / 11 HH
The Salvation Army Lake & Sumter - ESG ONLY		
AUGUST 2023		TOTAL
Average \$ Grant Funds per Household:		
Financial Assistance	\$ 40,005.83	\$ 2,857.56 / 14 HH
Case Management	\$ 11,745.02	\$ 451.73 / 26 HH
Financial & Case Management	\$ 51,750.85	\$ 1,990.42 / 26 HH

# DCF CHALLENGE GRANT - HOUSING LOCATION

CoC Housing Location 2023-2024	JUL	AUG	SEP	OCT	NOV	DEC	JAN	FEB	MAR	APR	MAY	JUN
HH Carried forward from 2022-2023	4	3										
# New HH Assisted	4	2										
# Persons Assisted in Month <i>(Deliverables - 4)</i>	21	17										
# Households Active at EOM	6	3										
# Household Placement Services	1	0										
# Households exited to Perm. Hsg.	2	5										
# Households exited without placement*	0	0										

\*Exits without placement are when the agency with the RRH funding exits the household prior to becoming housed or HH was not approved for Identified Housing.



# DCF CHALLENGE GRANT - CoC CASE MANAGEMENT

CoC Case Manager 2023-2024	JUL	AUG	SEP	OCT	NOV	DEC	JAN	FEB	MAR	APR	MAY	JUN
HH Carried forward from 2022-2023	19	18										
# New HH Assisted	3	2										
# HH Active at EOM	21	23										
# Persons Assisted in Month ( <i>Deliverables - 1</i> )	52	40										
# Households exited to Permanent Housing	1	1										

\* The CoC Case Manager is providing case management to a variety of programs, including Challenge, EFSP, Black Diamond, United Way Hernando County, Inverness Rotary Club, TANF and EFSP. Participants who are receiving financial assistance under these grants will be dually enrolled in Challenge Case Management so that we can reflect an accurate picture of those enrolled.

# DCF CHALLENGE GRANT - COORDINATED ACCESS

## MFHC Coordinated Access - 2023-2024

Jul	Aug	Sep	Oct	Nov	Dec	Jan	Feb	Mar	Apr	May	Jun	YTD
56	58											114

*Above is the number of unduplicated people who received any type of assessments funded by either HUD or Challenge CAS. Below is the number of unduplicated people who received an assessment charged to Challenge CAS*

	Jul	Aug	Sep	Oct	Nov	Dec	Jan	Feb	Mar	Apr	May	Jun	YTD
<b>Monthly Deliverables</b>	10	28	10										38



# ESG & Challenge GRANT - RRH / Housing Locator / Case Management

## Case Management - as recorded in HMIS

AUGUST 2023

<b>St. Vincent de Paul CARES - ESG &amp; Challenge</b> <i>(CM from HUD, ESG, &amp; Challenge)</i>	<b>6 HH Housed</b>  6	<b>0 HH Not Housed</b>  0
<b>The Salvation Army Lake &amp; Sumter - ESG only</b> <i>(CM from ESG or CV)</i>	<b>21 HH Housed</b>  21	<b>5 HH Not Housed</b>  5
<b>Mid Florida Homeless Coalition</b> <b>(Housing Locator-HL and Case Management-CM)</b>	<b>HL - 8 HH active</b>  8	<b>CM - 23 HH active</b>  23

# DCF ESG - STREET OUTREACH AUGUST 2023 - MFHC

	# New PERSONS Assisted	# Total PERSONS Assisted	# PERSONS "Housing Ready"	# PERSONS Case Management	# PERSONS Exit to PH	Measure #5:First Time Homeless	Chronically Homeless
<b>July</b>	20	41	1	41	0	18 of 20	1 of 18
<b>August</b>	13	32	0	32	0	10 of 20	3 of 10
<b>September</b>							
<b>October</b>							
<b>November</b>							
<b>December</b>							
<b>January</b>							
<b>February</b>							
<b>March</b>							
<b>April</b>							
<b>May</b>							
<b>June</b>							
<b>YTD</b>	105	270	11	255	2	65 of 105	18 of 65



## SHOW ME THE MONEY - ESG CV 2023-2024

Type	Subgrantee	Grant Amount	Spent As Of 8/31/2023	Balance	% Spent to Date
Shelter	Dawn Center	15,000.00	350.00	14,650.00	2.33%
Outreach		5,634.58	0.00	5,634.58	0.00%
Shelter	The Salvation Army of Lake & Sumter	10,000.00	0.00	10,000.00	0.00%
Homeless Prev.		25,000.00	3,269.38	21,730.62	13.08%
RRH		40,000.00	0.00	40,000.00	0.00%
Administration		2,015.86	0.00	2,015.86	0.00%
Homeless Prev.	SVDP CARES	25,000.00	2,164.83	22,835.17	8.66%
RRH		60,000.00	0.00	60,000.00	0.00%
Administration		2,125.00	0.00	2,125.00	0.00%
HMIS	Mid Florida Homeless Coalition	10,000.00	226.43	9,773.57	2.26%
Administration		11,316.00	62.75	11,253.25	0.55%
<b>GRAND TOTAL</b>		<b>206,091.44</b>	<b>6,073.39</b>	<b>200,018.05</b>	<b>2.95%</b>
				<b>GOAL:</b>	<b>16.67%</b>

# SHOW ME THE MONEY - ESG RUSH - 2023-2024

Type	Subgrantee	Grant Amount	Spent As Of 8/31/2023	Balance	% Spent to Date
Outreach	Salvation Army of Lake & Sumter, The	15,600.00	\$0.00	\$15,600.00	0.00%
Administration		390.00	\$0.00	\$390.00	0.00%
*CONTRACT EFF 8/19/2022		<b>TSA-LS TOTAL</b>	<b>\$0.00</b>	<b>\$15,990.00</b>	<b>0.00%</b>
Shelter	St. Vincent de Paul CARES	5,000.00	\$0.00	\$5,000.00	0.00%
Prevention		24,206.00	\$0.00	\$24,206.00	0.00%
RRH		45,000.00	\$0.00	\$45,000.00	0.00%
Administration		1,855.15	\$0.00	\$1,855.15	0.00%
		<b>SVDP-CARES TOTAL</b>	<b>\$0.00</b>	<b>\$76,061.15</b>	<b>0.00%</b>
HMIS	Mid Florida Homeless Coalition	5,000.00	\$226.42	\$4,773.58	4.53%
Admin		2,744.29	\$44.84	\$2,699.45	1.63%
		<b>MFHC TOTAL</b>	<b>\$271.26</b>	<b>\$7,473.03</b>	<b>3.50%</b>
<b>EMERGENCY SOLUTIONS GRANT TOTAL:</b>		<b>\$99,795.44</b>	<b>\$271.26</b>	<b>\$99,524.18</b>	<b>0.27%</b>
				<b>GOAL:</b>	<b>16.67%</b>

# DCF ESG CV & RUSH GRANTS - RAPID RE-HOUSING

JULY 2023 - AUGUST 2023	Salvation Army L&S CV	SVDP CARES CV	SVDP CARES RUSH
# Households Carried forward from 2022-2023	0	0	0
# New Households Assisted in 2023-2024	1	1	1
Total # Households Assisted YTD	1	1	1
# HH Housed (RRH) in 2023-2024	1	1	1
# HH Remaining Unhoused	0	0	0
# Households Active at EOM	1	1	1
Total Persons Exiting to Perm Housing	0 - 0%	0 - 0%	0 - 0%
Total Persons Exiting to Institutional Settings	0 - 0%	0 - 0%	0 - 0%
Total Persons Exiting to Temporary Housing	0 - 0%	0 - 0%	0 - 0%
Total Persons Exiting to Streets/Unknown	0 - 0%	0 - 0%	0 - 0%



## DCF ESG CV & RUSH GRANTS - HOMELESS PREVENTION

JULY 2023 - AUGUST 2023	Salvation Army L&S CV	SVDP CARES CV	SVDP CARES RUSH
# Households Carried forward from 2022-2023	0	0	0
# New Households Assisted in 2023-2024	3	1	0
Total # Households Assisted YTD	3	1	0
# Households Active at EOM	3	1	0
Total Persons Exiting to Perm Housing	0 - 0%	0 - 0%	0 - 0%
Total Persons Exiting to Temporary	0 - 0%	0 - 0%	0 - 0%
Total Persons Exiting to Streets/Unknown	0 - 0%	0 - 0%	0 - 0%



# DCF CV ESG - STREET OUTREACH AUGUST 2023 - TSA L&S

	# New PERSONS Assisted	# Total PERSONS Assisted	# PERSONS "Housing Ready"	# PERSONS Case Management	# PERSONS Exit to PH	Measure #5:First Time Homeless	Chronically Homeless
July	0	0	0	0	0	0 of 0	0 of 0
August *	2	2	0	2	0	2 of 2	1 of 2
September							
October							
November							
December							
January							
February							
March							
April							
May							
June							
YTD	2	2	0	2	0	2 of 2	1 of 2



Clarity Data as of 8/31/2023

\* Outreach for the month of August was provided by Mid Florida Homeless Coalition

Mid Florida Homeless Coalition, Inc.

# DCF ESG RUSH - STREET OUTREACH AUGUST 2023 - TSA L&S

	# New PERSONS Assisted	# Total PERSONS Assisted	# PERSONS "Housing Ready"	# PERSONS Case Management	# PERSONS Exit to PH	Measure #5:First Time Homeless	Chronically Homeless
<b>July</b>	0	0	0	0	0	0 of 0	0 of 0
<b>August *</b>	1	1	0	1	0	1 of 1	0 of 1
<b>September</b>							
<b>October</b>							
<b>November</b>							
<b>December</b>							
<b>January</b>							
<b>February</b>							
<b>March</b>							
<b>April</b>							
<b>May</b>							
<b>June</b>							
<b>YTD</b>	1	1	0	1	0	1 of 1	0 of 1



Clarity Data as of 8/31/2023

\* Outreach for the month of August was provided by Mid Florida Homeless Coalition

Mid Florida Homeless Coalition, Inc.

# DCF ESG CV & RUSH GRANTS - Rapid Rehousing & Homeless Prevention Spending

JULY 2022 - MARCH 2023	Salvation Army L&S CV	SVDP CARES CV	SVDP CARES RUSH
<b>Average \$ Grant Funds per Household:</b>			
<b>TOTAL FINANCIAL</b>	\$ 3,269.38	\$2,164.83	\$ 0
<b>Financial Assistance</b>	\$ 1,089.79 / 3 HH	\$2,164.83 / 1 HH	\$ 0 / 0 HH
<b>TOTAL CASE MANAGEMENT</b>	\$ 0	\$ 0	\$ 0
<b>Case Management</b>	\$ 0 / 4 HH	\$ 0 / 2 HH	\$ 0 / 1 HH
<b>TOTAL FINANCIAL &amp; CASE MANAGEMENT</b>	\$ 3,269.38	\$2,164.83	\$ 0
<b>Financial Assistance &amp; Case Management</b>	\$ 817.35 / 4 HH	\$ 1,082.42 / 2 HH	\$ 0 / 1 HH

# DCF ESG CV & RUSH GRANTS - EMERGENCY SHELTER

JULY 2023 - AUGUST 2023	Salvation Army L&S CV	Dawn Center CV	SVDP CARES RUSH
# Households Assisted YTD	1	36	0
# Individuals Assisted YTD	1	69	0
Total Persons Exiting to Permanent Housing	0	5	0
Total Persons Exiting to Institutional or Temporary Housing	0	15	0
Total Persons Exiting to Streets or Unknown	0	7	0
Average Cost per HH	0	n/a	0

# HUD CoC GRANTS

	Funding Year	Grant Start Date	Grant End Date	Amount Awarded	Amount Disbursed	Balance as of 9/13/2023
MFHC - HMIS	2021	11/1/2022	10/31/2023	\$76,999	\$48,149	\$28,850
MFHC - COORDINATED ACCESS	2021	12/1/2021	11/30/2022	\$39,031	\$19,314	\$19,717
SVDP CARES - RRH	2021	1/1/2023	12/31/2023	\$226,569	\$74,630	\$151,939
SVDP CARES - RRH Bonus*	2021			\$75,134		\$137,500
Lake County BOCC - PSH	2021	4/1/2023	9/30/2024	\$127,023	\$0	\$137,500
Dawn Center TH+RRH*	2022			\$137,500	\$0	\$137,500
SVDP CARES -Bonus CY2022	2022			\$68,881	\$0	\$68,881

\* SAGE data does not show this grant as active as of 9/13/23.

# HUD CoC - RRH & PSH

	Lake County Housing 4/1/23 - 9/30/24	SVDP Cares RRH 1/1/23 - 12/31/23					SVDP Cares Bonus RRH 1/1/23 - 12/31/23	
	PSH	Citrus	Citrus from UWCC	Hernando	Lake	Sumter	Bonus Citrus	Bonus Hernando
# HH Active from 2022	n/a	2	5	5	1	2	n/a	n/a
# New HH Assisted 2023	0	0	0	0	0	0	4	2
# Total HH Assisted YTD	0	3	5	5	1	2	4	2
# HH Housed YTD	0	0	0	1	0	0	0	0
# HH Active at end of AUG	0	0	0	1	0	0	4	2
# HH Active still unhoused	0	0	0	0	0	0	3	2

# HUD CoC - RRH & PSH

	Lake County Housing 4/1/23 - 9/30/24	SVDP Cares RRH 1/1/23 - 12/31/23					SVDP Cares Bonus RRH 1/1/23 - 12/31/23	
	PSH	Citrus	Citrus from UWCC	Hernando	Lake	Sumter	Bonus Citrus	Bonus Hernando
<b>Permanent Housing</b>	0	2	2	9	4	3	0	0
<b>Temporary Housing</b>	0	0	0	0	0	0	0	0
<b>Institutional Housing</b>	0	0	1	0	0	0	0	0
<b>Streets</b>	0	1	2	0	0	1	0	0
<b>Other / Unknown</b>	0	0	0	0	0	0	0	0
<b>Total Exits</b>	0	3	5	9	4	4	0	0
<b>Permanent Housing %</b>		<b>80%</b>						

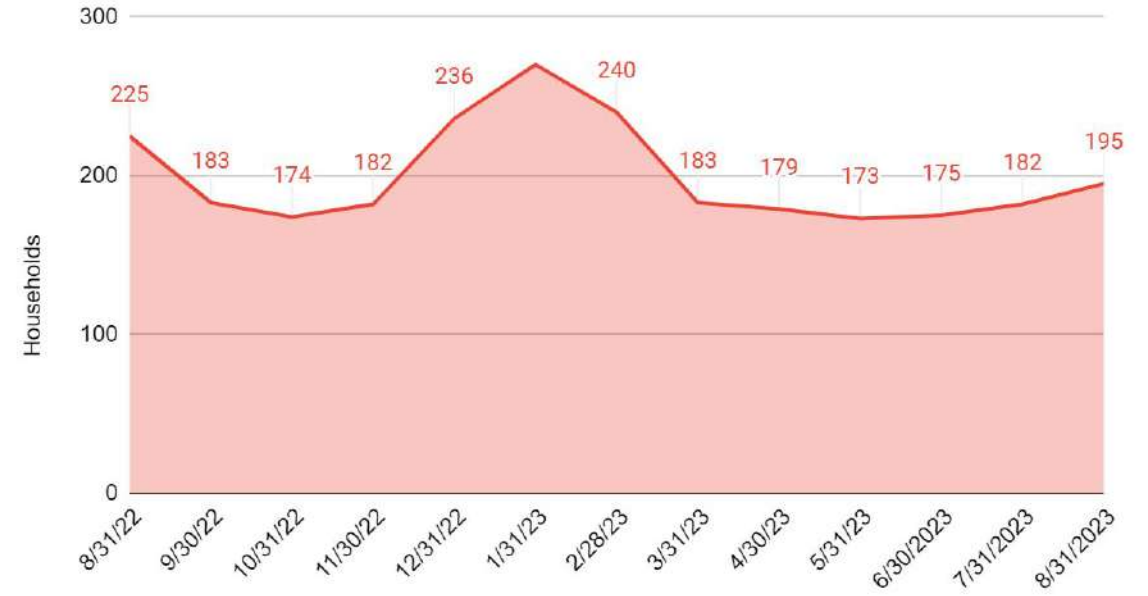
*Based on HUD's benchmarks, the goal is 90% of people should be exiting to permanent housing.*

# HMIS-By Name List of Homeless Households

## Homeless Households in Citrus County



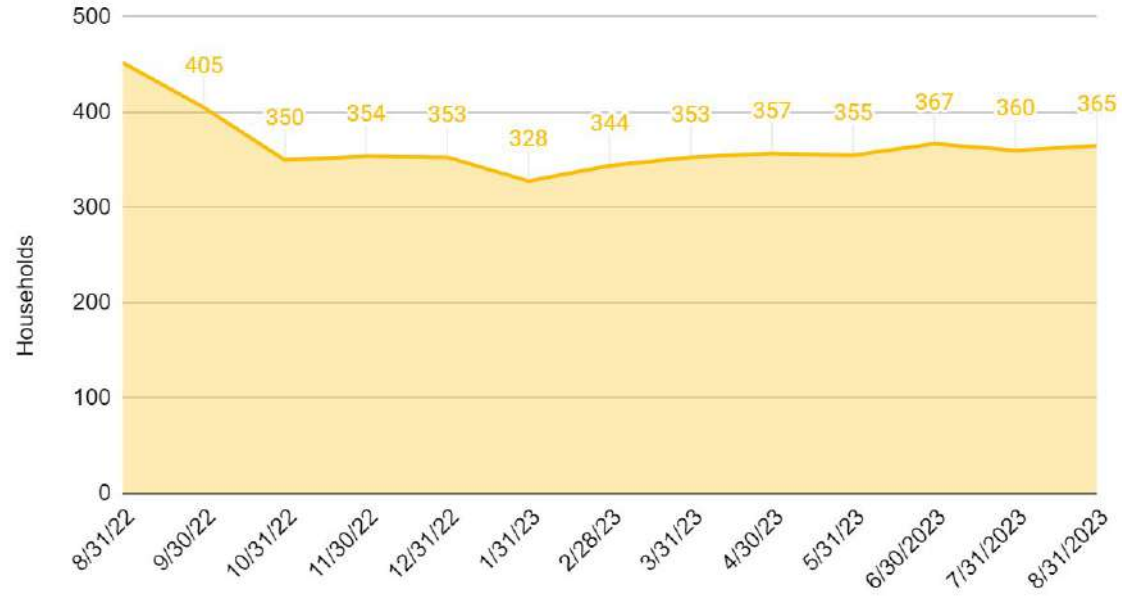
## Homeless Households in Hernando County



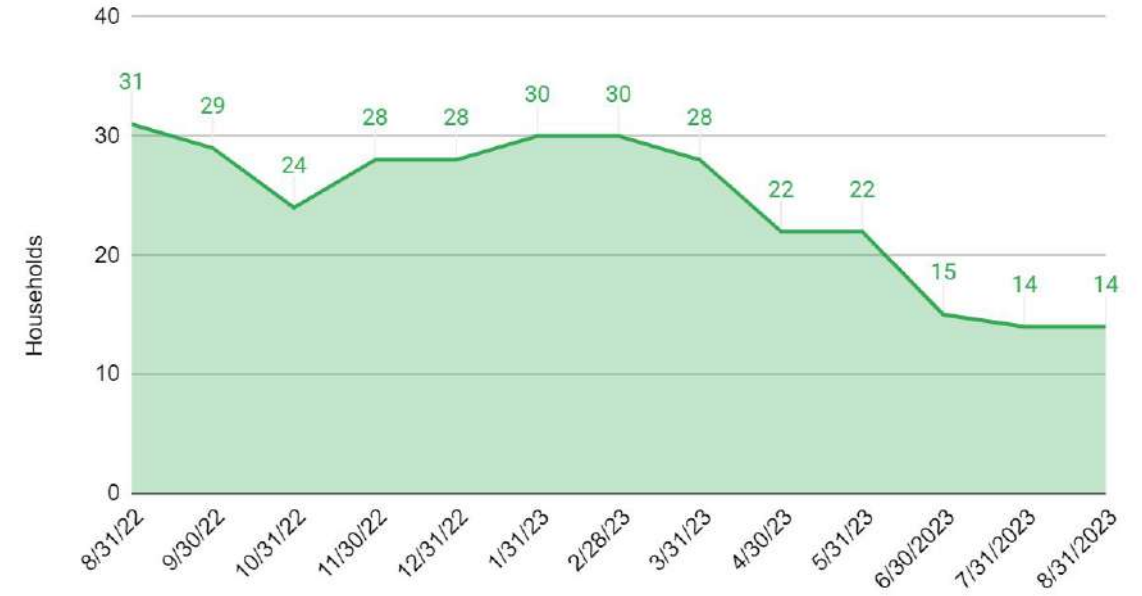


# HMIS-By Name List of Homeless Households

## Homeless Households in Lake County



## Homeless Households in Sumter County



## HMIS-By Name List of Homeless Households - Comparison

Count of Homeless Households	Citrus	Hernando	Lake	Sumter	Total
August 2023	252	195	365	14	826
July 2023	237	182	360	14	793
June 2023	258	175	367	15	815
May 2023	257	173	355	22	807
April 2023	260	179	357	22	818
March 2023	254	183	353	28	818
February 2023	268	240	344	30	882
January 2023	266	270	328	30	894
December 2022	283	236	353	28	900
November 2022	262	182	354	28	826
October 2022	261	174	350	24	809
September 2022	240	183	405	29	857
August 2022	261	225	452	31	969
July 2022	220	178	415	23	836

Red figures denote a high number for that column; blue figures denote a low number for the column.

## Causes of Homelessness by Household as reported on Coordinated Access & Outreach Enrollments

Causes of Homelessness as Reported	Citrus	Hernando	Lake	Sumter	Total
COVID-19	2	3	6	0	11
Domestic Violence	15	9	19	0	43
Drug/Alcohol Issues	9	4	11	1	25
Family/Friends Asked them to Leave	36	24	40	5	105
Financial Loss	46	23	95	1	165
Incarceration	15	10	13	0	38
Landlord Raised Rent Beyond Tenant's Means*	0	3	9	0	12
Landlord Sold Home*	2	1	6	0	9
Landlord Won't Renew Lease	11	7	37	1	56
Natural Disaster	3	3	16	2	24
Mental Health Issues	12	4	13	1	30
Loss/End of Relationship	45	14	47	5	111
Legal Eviction/Foreclosure	20	13	48	1	82
Physical/Chronic Health Issues	9	4	27	1	41
Trauma	15	5	28	2	50
Other	0	0	1	0	1

*\*Items added in May 2023 to Coordinated Access and Outreach intake assessments. Many of the people who are enrolled in Coordinated Access were enrolled prior to these causes being an option to choose.*

*41 Households did not have a Cause of Homelessness selected on Enrollment information*



# Breakdown

2023 - 2024	Jul	Aug										YTD
<b>Individuals Becoming Homeless for the 1st Time in the Coc</b>	30	22										52
<p>Aug - 18 White, 4 Black of African American; 8 Hispanic            Leading Causes of Homelessness - Family/Friends asked to leave (8); Financial Loss (5); Loss/End of Relationship (5); Unknown (4)            Citrus - 4; Hernando - 7; Lake - 9; Sumter - 2 <i>(this info will be narrowed down to communities within each county)</i></p>												
<b>Individuals Returning to the Homeless System in the CoC</b>	5	3										8
<p>August            1 exited to PH from ESG RRH on 6/27/22, returned to homelessness 8/23/23 (CAS enrollment)            1 exited to PH from SSVF on 2/1/21, returned to homelessness 8/21/23 (SSVF enrollment)            1 exited to PH from CV ES on 9/22/22, returned to homelessness on 8/21/23 (CAS enrollment)</p>												



# Monitoring & Training Update

# Proposed Monitoring Schedule

Dawn Center	Thursday, October 12, 2023
United Way of Lake & Sumter Counties	Friday, October 13, 2023
The Salvation Army of Lake & Sumter Counties	Wednesday-Friday, November 8 - 10, 2023
Society of St. Vincent de Paul	Wednesday-Friday, December 6 - 8, 2023
Lake County Housing	Thursday - Friday, January 11 - 12, 2024
United Way of Citrus County	Thursday, February 1, 2024
The Salvation Army of Hernando County	Friday, February 2, 2024
Mid Florida Homeless Coalition, Inc.	March 6 - 8, 2024
April 1 - as needed additional days	

# HUD's Annual Homelessness Assessment Report (AHAR) via the Longitudinal Systems Analysis (LSA) Report

## Usability Results

CoC	ES, SH, TH – Adult Only	ES, SH, TH – Adults and Children	ES, SH, TH – Child Only	RRH -- Adult Only	RRH – Adults and Children	RRH – Child Only	PSH -- Adult Only	PSH – Adults and Children	PSH – Child Only
FL-520	Usable	Usable	Usable	Usable	Usable	Usable	Usable	Usable	Usable

- **Usable** data indicates that both data on the number of people served and data on the inventory of beds used to serve people were of sufficient quality to be used for this purpose.
- **Partially Usable** data indicates that while the quality of data on people served was sufficient, the data on inventory was not able to be used.
- **Not Usable** data indicates there were remaining and considerable issues with the data.



# 2022-2023

## Longitudinal Systems Analysis (LSA) Report

Data in HMIS / Clarity for all Emergency Shelter, Transitional Housing, Rapid Rehousing, Permanent Housing and Permanent Supportive Housing is submitted and considered for inclusion in HUD's AHAR.

### Approximate LSA Timeline

1. Confirm / Update Contact Info - by end of September
2. Clean Data! - October-early November
3. Upload an accepted CSV file to HDX 2.0 - typically by end of first week in November
4. Receive feedback from HUD re: data errors and warnings - November & December
5. Fix data errors and warnings - November & December
6. Submit final upload to HDX 2.0 - typically by January 10, 2024



# ESG-CV & HUD NOFO Grant Update

by Barbara Wheeler





# Next Meeting

## October 26, 2023

# DCF ESG & CHALLENGE GRANT - RAPID RE-HOUSING & HOMELESS PREVENTION

## Explanations

Households Carried Forward - the number of households who were first assisted before July 1, 2020. Assistance began during the previous grant cycle.

New Households Assisted - the number of households who were first assisted on July 1, 2020 or later.

Households Housed - the number of households who were placed in housing - this number could include households who were carried forward.

Households Stabilized - the number of households who were assisted with Challenge Homeless Prevention to stabilize them and keep them from being evicted and becoming homeless.

GOAL: Housed within 30 days - for rehousing only - the number of households who moved into housing within 30 days of being enrolled

Avg \$ Grant Funds per HH - (financial only) - expenses to grant for financial expenses (rent, security deposits, utility, etc.) divided by the number of households actually receiving this financial assistance

Avg \$ Grant funds per HH - (case management only) - expenses to grant for case management divided by # Households receiving case management - this number would likely be higher than financial only average because some households may not have received any financial assistance in the reporting period, or some households may not yet be housed

Avg \$ Grant Funds per HH - (including CM) - all expenses - financial and case management - divided by total number of households served throughout the reporting period - the number of households should not be any higher than the # of HH receiving case management

Measure 7a1 - the number of persons exiting RRH or PSH after being enrolled regardless of whether they moved into housing or not during the enrollment

# ABBREVIATIONS & ACRONYMS

- BNL - BY-NAME-LIST - LIST OF ALL OF THE PERSONS WHO ARE LITERALLY HOMELESS
- HH - HOUSEHOLD
- HIC - HOUSING INVENTORY COUNT
- HPG - HOMELESS PREVENTION GRANT - Name given to TANF funding by DCF
- PIT - POINT IN TIME
- RRH - RAPID RE-HOUSING
- SPDAT- SERVICE PRIORITIZATION DECISION ASSISTANCE TOOL
- PSH - PERMANENT SUPPORTIVE HOUSING
- TANF - TEMPORARY ASSISTANCE NEEDY FAMILIES
- VI-SPDAT - VULNERABILITY INDEX SERVICE PRIORITIZATION DECISION ASSISTANCE TOOL
- VI-SPDAT-HP- VULNERABILITY INDEX SERVICE PRIORITIZATION DECISION ASSISTANCE TOOL - HOMELESS PREVENTION

---

---

Thank you,

## Mid Florida Homeless Coalition, Inc.

1512 Hwy 41 N, Inverness, FL 34450

352.860.2308 or [mfhc.information@gmail.com](mailto:mfhc.information@gmail.com)

[www.midfloridahomeless.org](http://www.midfloridahomeless.org)

@MidFlHomelessCoalition - Facebook

---

---



MID FLORIDA  
**Homeless  
Coalition**  
CITRUS, HERNANDO, LAKE & SUMTER COUNTIES

## STRATEGIC PLAN

**MISSION STATEMENT: Making homelessness “Rare, Brief and Non-Recurring”  
using the Housing First Model**

- Goal 1: Increase Capacity
- Goal 2: Systems Advocacy
- Goal 3: Quality Assurance
- Objective: Partnerships & Funding
- Objective: Education and Awareness
- Objective: Data & Written Standards

**FL-520 - Citrus, Hernando, Lake,  
Sumter Counties CoC**